



INSIDE THIS ISSUE:

SEPTEMBER – HELENE KNOTT 1

MEMBERSHIP RENEWAL! 1

QUILTS OF VALOR..... 2

BIRTHDAYS..... 2

JULY BLOCK OF THE MONTH 2

FAT QUARTER OF THE MONTH..... 2

KING CITY FALL BAZAR..... 2

CORRESPONDENCE SECRETARY..... 2

KCCA BUILDING ACCESS/TVQG GREETERS 3

SHERWOOD CHARITY QUILTERS GROUP 3

KING CITY CLUBHOUSE QUILTERS GROUP..... 3

GOOD NEIGHBOR CENTER DONATION BOX 3

CHARITY QUILT SIZES 3

CHARITIES WE DONATE TO..... 3

RADIANT SUNS QUILT CLASS BY DARLENE MILLER..... 4

QUILTOPIA OREGON & QUILT SHOW 4

ITEMS FOR SALE..... 5

LOCAL QUILT SHOPS 7

QUILTING RELATED SERVICES..... 8

BLOCK OF THE MONTH INSTRUCTIONS..... **Error! Bookmark not defined.**

2022-23 REGISTRATION FORM..... 13

The Tualatin Valley Quilt Guild (TVQG) meets at 7:00pm the third Tuesday of the at the King City Clubhouse located at 15245 SW 116th Avenue, King City, OR 97224. Guests are welcome and are asked to pay \$5 at the door.

Reminder: Please bring the following to our next meeting.

- BOM and FQ's
- Name Tag
- Show & Tell Quilts
- Charity Donation Items

 [Visit Us on Facebook](#)

 [TVQG website –tualatinvalleyquiltguild.org](http://tualatinvalleyquiltguild.org)

SEPTEMBER – HELENE KNOTT



TVQG Members and Guests are honored to have the well-known quilt artist, Helene Knott speak at the September 19, 2023 meeting.

Here is some background information on her – Helene was born and raised on the Monterey Peninsula in central California, a beautiful area that

served as an inspiration to set her onto a creative path for life. From a very early age she showed a keen interest in art, starting with drawing and painting and exploring different mediums for her self-expression. Blessed with proficient drawing and illustration skills, Helene has explored a number of artistic mediums. In the early 70's, she turned her attention to fiber and fabrics, with a focus on quilting and embroidery.

Quilting was experiencing a renaissance in popularity and making a gradual transition from utilitarian craft to an art form. Helene found herself intrigued by the medium; its challenges and possibilities. For the last 40 years or so, fiber and quilting has been her primary medium. Helene has a love for exhibiting her work, and has expanded her interest to include teaching her skills and knowledge to others, to inspire a new generation of quilters and fiber artists.

UPCOMING TVQG MEETINGS

October will be a fun potluck – bring a dish to share
 November is our brown bag – more info to come
NO MEETING IN DECEMBER
 January is speaker Cathi Farwell
 February is speaker Marci Shinder – Just for Fun Quilts

MEMBERSHIP RENEWAL!

You must renew your membership by September 19th or you will be charged a \$5.00 guest fee until your dues are paid.

The membership form is available at our general meeting and at the end of the newsletter. Bring your \$\$ or your checkbook.

QUILTS OF VALOR

The July meeting is Monday, September 18th. QOV Sew Days are now held at the new Ace Sewing and Vacuum store in Tigard, which is in the same shopping center as JoAnne Fabrics, next to the Dollar Tree. Let LoisMarie know if you are interested in attending Quilts of Valor Sew Day. She can be reached by email at lov2kwilt@aol.com.

BIRTHDAYS

TVQG would like to extend Happy Birthday wishes to the following quilters:

Paula Cash September 18th

JULY BLOCK OF THE MONTH



The Block of the Month for September is Sunflower Power. Quilters are invited to make this block to bring to the Sept. 19th 2023, meeting.

The color profile for this block is assorted yellow prints, a brown solid or print combined with a low profile print or solid in cream for the background. The unfinished size of this block is 12-1/2" and the finished size when placed in a quilt will be 12".

The pattern is on pages 9-12.

For every block of the month presented you will receive a ticket. If you are the lucky winner you will be awarded all the blocks submitted for the month.

FAT QUARTER OF THE MONTH



The fabric theme for the TVQG September 2023 Fat Quarter Drawing is fall colors of orange, yellow, red, brown, or leaves.

For each themed fat quarter you bring to the TVQG September 19, 2023 General Meeting you'll receive a ticket for the Fat

Quarter Drawing. There is no limit to the number of fat quarters you may submit.

If you like to plan ahead, the Fat Quarter theme for October 2023 is pumpkins, ghosts, or witches.

Here's a list of the Fat Quart themes for 2024:

October – pumpkins, ghosts, witches

November – red, green, trees, football, basketball

January – snowflakes, light blue, white

February – hearts, love, candy hearts, red, pink, white, Valentines

March – tulips, daffodils, spring colors

April – clouds, rain, showers

May – spring flower prints and colors, pinks, yellow, pale orange, pale violets, creamy white

June – sunshine, baseball

KING CITY FALL BAZAR

We need a chair for the bazaar!!! It's really easy to coordinate our area as many help set-up and take-down our displays. If you are interested please talk to Cindy Calderwood as she's done this a few times.

There are already a couple of people who have volunteered to help.

It's not too early to start working on the items you are thinking of making to donate to our bazaar that is in **November**.

The September and October Open Sew days will have patterns with Carol Springer giving instructions for them. Details will be sent out to the members soon.

Some ideas are mug rugs, placemats table runners, DIY heating pad, potholders, pillowcases, zipper pouches of different sizes, and many more items.

CORRESPONDENCE SECRETARY

Suppose you know of a guild member that has a new grandbaby. In that case, kids are getting married or graduating college, or may need a bit of cheering up because of an illness or a loss or are experiencing a noteworthy life event TVQG will send them a note of congratulation, condolence, or inspiration. Paula Cash is our Correspondence Secretary; email her at paula@thecashs.com requesting she send a note to our fellow guild members.

KCCA BUILDING ACCESS/TVQG GREETERS

The management of the King City Civic Association (KCCA) clubhouse has asked that, for security reasons, we do not prop open any doors to the clubhouse building. This includes the side door. **We need a greeter on hand for meetings who will open the door.** Please sign up to be an outside door greeter.

The greeter for this month is you! **Please let Carol know if you can come at 6:45 pm and help with the greeting.**

We need greeters to sign up at the meeting for the rest of our year – September 2023 thru July 2024.

SHERWOOD CHARITY QUILTERS GROUP

Shirley Schultz has had to resigned as the Chairwoman of this group. Thank you Shirley for all your hard work!

The TVQG Board is looking to restructure how this group will work. If you are interested in giving us ideas or help please let a board member know. Thank you!

Quilters from the Sherwood Charity Quilt Sewing Group meet the second Tuesday of every month from 9:00 am until 12:00 pm at the Sherwood Senior Center and would like to invite you to join them. Quilts made by are donated both to TVQG and directly to a local charity. In addition, TVQG maintains a closet of patterns, fabric, notions, and batting supplies at the Sherwood Senior Center.

All you need to bring is your sewing machine. Ironing and cutting stations are available for your use.

KING CITY CLUBHOUSE QUILTERS GROUP

This is **your** Monthly Open Sew Day on September 23rd!

All Quilters are invited to join us in the Multipurpose Room of the King City Clubhouse between 10:00 am and 3:00 pm on the fourth Saturday of every month. You can drop by based on your schedule, stay all day, or just for an hour or two. The choice is yours. There is no charge to attend our Monthly Open Sew Day. Just show up with your sewing machine and projects to work on. Some quilters even forgo bringing their machine and simply join their fellow quilters while doing handwork, such as binding a quilt. Irons, ironing boards, and cutting stations will be set up for your use.

TVQG's Open Sew Days are a fantastic opportunity to interface with your fellow quilters. Lunch will be on your own, but we often join forces to bring in food for a group lunch.

GOOD NEIGHBOR CENTER DONATION BOX

At every monthly meeting, we have a box available for items to donate to the Good Neighbor Center. And as a bonus for your efforts, you'll receive an extra ticket door prize ticket.

CHARITY QUILT SIZES

These are the approximate sizes of quilts for donations.

Baby - a minimum 36" X 40"

Child - 40" X 55" to 40" X 60"

Teen - 45" X 65" to 45" X 72"

CHARITIES WE DONATE TO

CARES Northwest - <https://www.caresnw.org/>

Project Linus - <https://www.projectlinus.org/>

Beaverton Family Resources - <https://beavertonresourcecenter.org/>

Tigard/Tualatin Family Resources and Caring Closet - <https://www.ttsdschools.org/>

Families Promises

Good Neighbor Center - <https://gncnw.org/>

Providence ElderPlace

Blankets have been delivered to the following:

- Vancouver Babies in Need
- CARES NW; Randall Hospital
- Doernbecher Hospital
- Kaiser Hospital – downtown Portland
- Ronald McDonald House
- Healthy Initiative Program
- United Behavior Hospital
- Kaiser Sunnyside NICU
- Family Promise
- Hockinson Elementary School
- SMART (School Mobilization Assistance Team for Endeavor Elementary School)

RADIANT SUNS QUILT CLASS BY DARLENE MILLER



Want to make quilts with curved piecing? Now is your chance!

Join our own Darlene Miller for a 6-hour class at Ace Sew & Vac in Tigard, where you will learn an easy no-pin technique to create beautiful smooth curved seams.

With your choice of fabric, you can have suns radiating or simply an array of beautiful colors! With contrast, the curves will really show up.

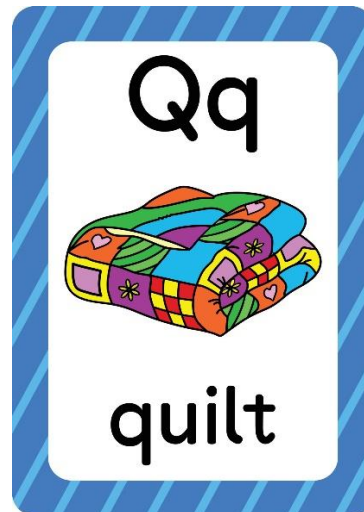
Date: October 27th

Cost: \$40

Instructor: Darlene Miller

Time: 10:30 - 4:30

[Sign Up Today!](#)



QUILTOPIA OREGON & QUILT SHOW

Quiltopia- Quilt Show at the Mill is much more than just another quilt show. Every dollar raised at the show goes to Helping Hands Resources of Salem to support those in need. Helping Hands Resources is located just south of downtown Salem. Last year over 4000 families visited nearly 19,000 times to receive essentials such as clothing, bedding, household items, books, and toys.

The show is November 3 & 4 at Willamette Heritage Center in Salem, Oregon.

We would like to extend an invitation to your members to come to our show as well as enter their quilts this year. You can learn all about Quiltopia Oregon and how to register by visiting our website (click on the link) www.quiltopiaoregon.com.



ITEMS FOR SALE

Pfaff Power Quilter Mid Arm Sit-Down Quilting Machine



Pfaff Power Quilter 16.0 Sit-down Mid-Arm quilting machine with adjustable height table
 Low Stitch Count - Just a little over 5M stitches
 \$1,200 (Cash Please)

Includes

- Tru-Stitch Stitch Regulator (a \$999 extra)
- Class M Bobbin Winder
- Installed Extra Lighting Strip
- Several extra Class M Bobbins –(plastic and metal), plus 6 full pre-wound bobbins
- Original Manual
- Dozens of spools of thread, some variegated and some still unopened
- Pair of Gloves
- All tools, brushes, oil, screwdriver, and wrenches that came with it when I bought it



Machine is currently set up so you can see its capabilities
 I am the second owner of this machine
 Local pick – Located in King



If interested, Contact Carol Springer, carol.springer@gmail.com or 503-598-3505

Brother Quattro Luggage & Cover

\$125.00

Includes

Large Rolling Case

Embroidery Arm and Hoop Carrying Case

Machine Cover

Designed to fit any of the Brother Quattro or Dream series or similar Baby Lock series, but would also work for transporting most other brands of sewing and embroidery machines. Only used a couple of times, so, yes, they are considered used, but they're in excellent condition. Located in King City, OR



If interested, Contact Carol Springer, carol.springer@gmail.com or 503-598-3505

LOCAL QUILT SHOPS



Sewing & Vacuum
Fabric too! "Legendary Service!"

503-598-0122 503-538-1122
2414 Portland Rd
Newberg, OR 97132
sewingandvacuum@aol.com acesewingandvacuum.com

Bermina, Elna, Juki Machines • Riccar, Miele, Sebo, Oreck Vacuums • Handi Quilter



203 NE 3rd St.
McMinnville, OR 97128
503-472-4611



**Pioneer
QUILTS**
Where Quilters Gather, Inc.

3101 SE Courtney Rd.
Portland, OR 97222
503-654-1555



MONTAVILLA
SEWING CENTERS
- Est. 1949 -


429 First St. 8326 SE Stark St.
Lake Oswego, OR 97034 Portland, OR 97216
503-635-1353 503-254-7317

4955 SW Western Ave.
Beaverton, OR 97005
503-619-6619



**Quilting
Delights**

4011 SE International Wy., Ste. 601
Milwaukie, OR 97222
503-658-1600



Speckled Hen Quilts
Spotted Roosters & Speckled Hens...
This is Where the FUN Begins!

254 NE Boones Ferry Rd.
Aurora, OR 97002
503-313-7289



Cedar Ridge Quilts

19045 S Beaver Creek Rd.
Oregon City, OR 97045
503-908-1398



Kris & Abbi Howatt
Feather Your Nest
Quilting Fabric

130 N Main Ave.
Gresham, OR 97030
971-22-0936



Modern Domestic

17660 63rd Ave. 422 NE Alberta St.
Lake Oswego, OR Portland, OR
503-808-9910 503-808-9910



My Quilting Loft

253 E Historic Columbia River Hwy,
Troutdale, OR 97060

QUILTING RELATED SERVICES



In Stitches Quilting, LLC
 Erin Davis
 Quilting Services
 quilterererin06@gmail.com 860 SE 59th Ave.
 503 351-0981 Hillsboro, OR 97123



Sue Capell
 503-538-3600
 Capellsue@gmail.com
 Hand guided overall and
 custom quilting since 2004



Coline's Quilting Service
 916-719-4923 or 503-902-0116

Coline Simmons
 Handguided Longarm Quilter for 18 years

1160 Orchard Lane, Woodburn, Oregon
 97071
 user569278@aol.co



Victoria Jones
 Quilting & Sewing Instructor
 503-989-3330
 vdjsews@comcast.net



Bobbin Creek Quilts

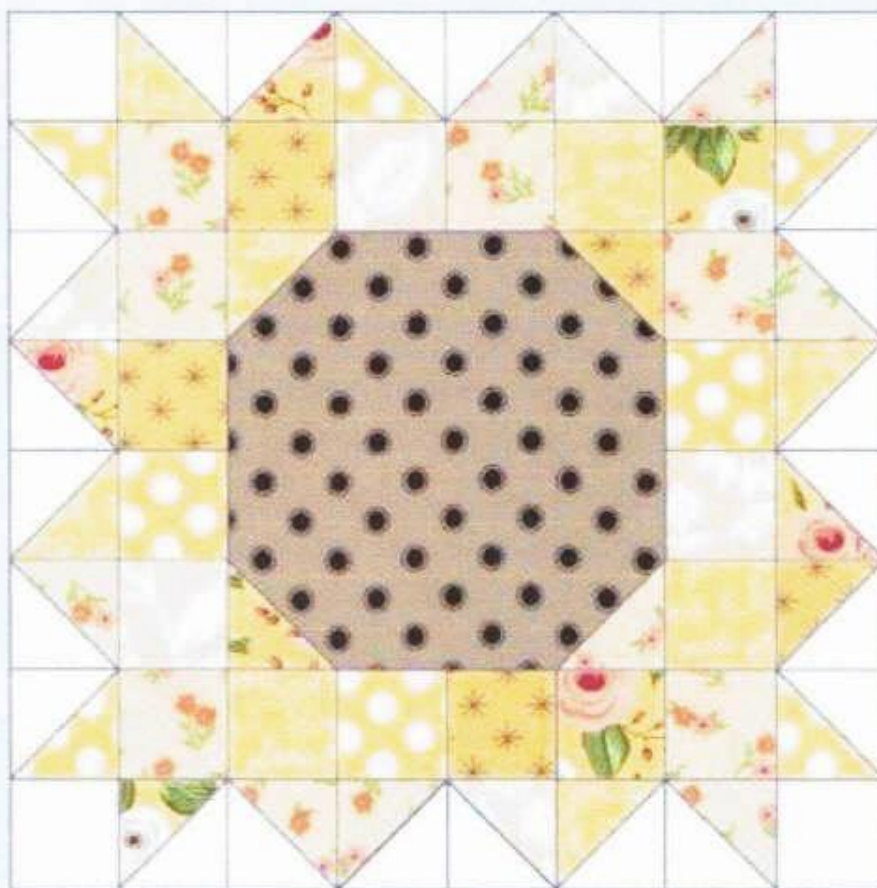
Longarm Quilting Services

Carol & Mike Lee
 21559 SW 99th Ave (805)710-3329
 Tualatin OR 97062 carol93420@gmail.com



Sunflower Power

by Vanessa Goertzen of Lella Boutique



2017 Aurifil Designer of the Month Block

Finished Block: 12" x 12"



Sunflower Power*

Finished block: 12" x 12"

MATERIALS NEEDED

24 squares 2" x 2"	assorted yellow prints
12 squares 2½" x 2½"	assorted yellow prints
12 squares 2½" x 2½"	background fabric
4 squares 2" x 2"	background fabric
1 square 6½" x 6½"	sunflower center print

Fabric is Olive's Flower Market/Sugar Pie/Farmer's Daughter by Lella Boutique for Moda Fabrics.

*This block is similar--but not identical--to the one found in my pattern #164 Serappy Sunflowers (i.e. You will not be able to make my Serappy Sunflower quilt with this block.)



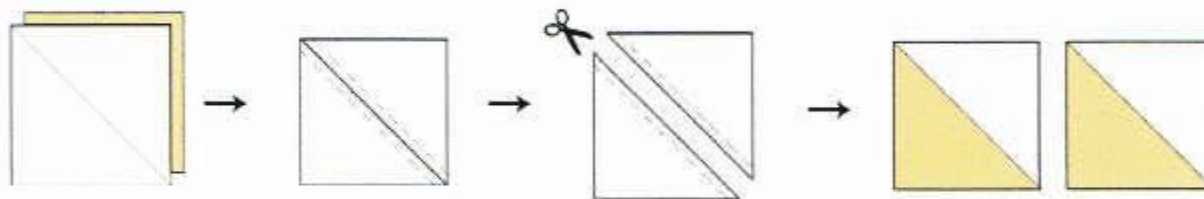
©2017 LELLA BOUTIQUE | ALL RIGHTS RESERVED
 E-mail: vanessa@lellaboutique.com
www.lellaboutique.com | lellaboutique.blogspot.com

No part of this work may be reproduced in any form without the written consent of Lella Boutique. Every effort is made to ensure accuracy; the author accepts no responsibility for errors or omissions but welcomes suggestions for future editions.

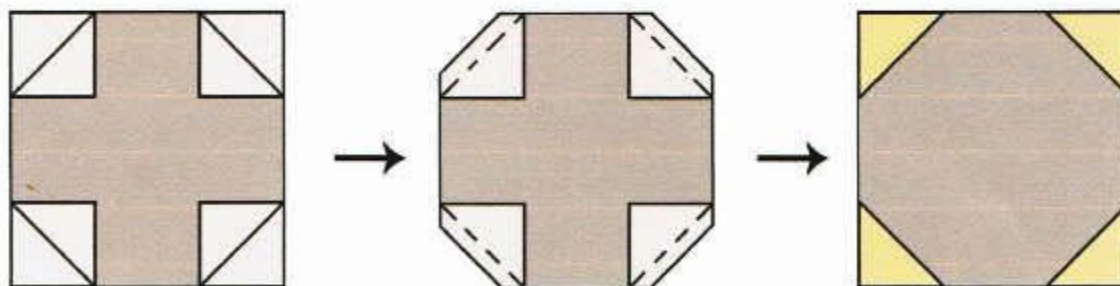
BLOCK ASSEMBLY

- *Assume 1/4" seam allowance
- *RST means right sides together
- *Press toward the dark print

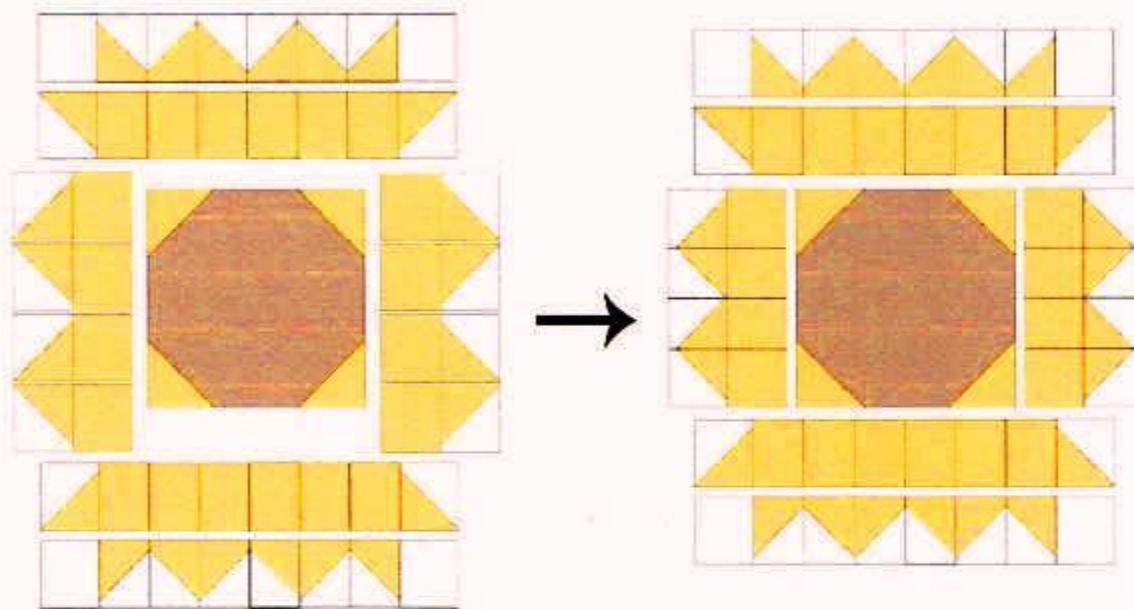
1. **HALF-SQUARES TRIANGLES (HSTs):** Mark a diagonal line on the back of 1 background square 2 1/2" x 2 1/2". Bring 1 marked square RST with 1 yellow square 2 1/2" x 2 1/2". Sew 1/4" away from the marked line on both sides. Cut along the marked line, open, press, and trim each HST to 2" x 2". Make 24 yellow/white HSTs.



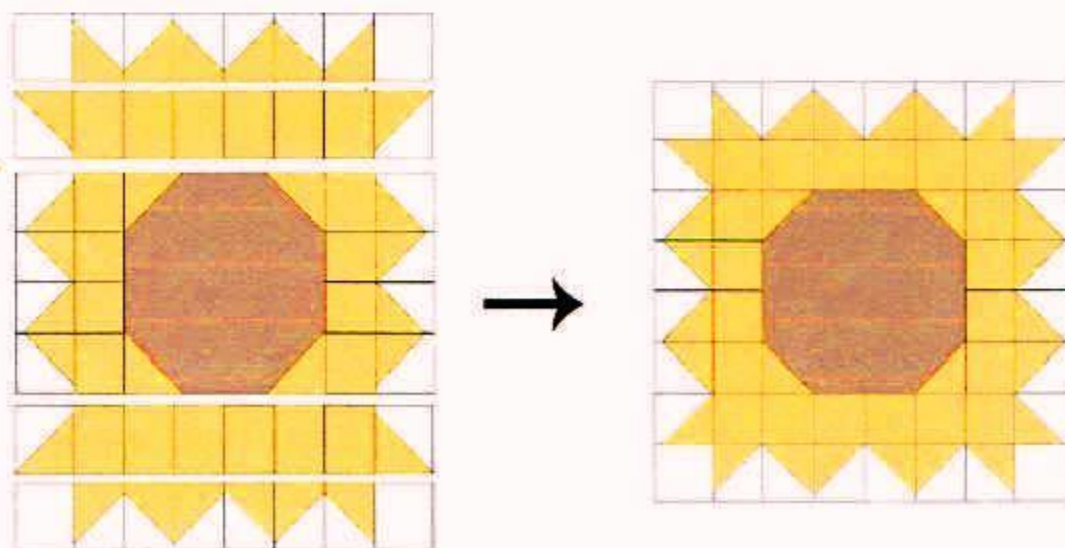
2. **SNOWBALL BLOCKS:** Mark a diagonal line on the back of 4 yellow squares 2" x 2". Bring each marked yellow square RST with 1 sunflower center 6 1/2" x 6 1/2", in each corner. Align the raw edges and orient the marked lines as shown. Sew along the marked line, trim 1/4" seam allowance, press.



3. Arrange all 2" squares/HSTs into the arrangement as shown below. Sew all squares into rows and press--the center section will contain 4 partial rows on the sides of the center 6 1/2" x 6 1/2" snowball center block. Sew the partial rows into columns and press.



4. Sew the center columns to the sides of the 6 1/2" x 6 1/2" snowball center block and press. Sew all rows together; press. Unfinished block measures 12 1/2" x 12 1/2".



TUALATIN VALLEY QUILT GUILD

2023-2024 Membership Registration Form



New Member Current Member Former Member

Name: _____ Birthday (Day/Month) _____

Address: _____

City: _____ State: _____ Zip: _____

Phone(s) Home: _____ Mobile: _____

Emergency Contact Name: _____ Phone: _____

Email Address: (Necessary to receive newsletter, information, announcements, and current happenings)

OK to Receive TVQG Website Posts via Email:

All personal information is kept confidential.

Please indicate your areas of interest

- | | | |
|---|--|--|
| <input type="checkbox"/> Attend Sit and Sew Days | <input type="checkbox"/> Greeter | <input type="checkbox"/> Newsletter Editor |
| <input type="checkbox"/> Block of the Month Coordinator | <input type="checkbox"/> Historian | <input type="checkbox"/> Program Coordinator |
| <input type="checkbox"/> Board/Officer Position | <input type="checkbox"/> Internet Research | <input type="checkbox"/> Retreat Committee |
| <input type="checkbox"/> Charity Quilting Sew Days | <input type="checkbox"/> Long Arm Quilter | <input type="checkbox"/> Sit and Sew Coordinator |
| <input type="checkbox"/> Committee Position (as Needed) | <input type="checkbox"/> Make Bazaar or Sale Items | <input type="checkbox"/> Small Group Event Coordinator |
| <input type="checkbox"/> Correspondence Secretary | <input type="checkbox"/> Marketing/Publicity Committee | <input type="checkbox"/> Teacher/Instructor |
| <input type="checkbox"/> Fundraising Committee | <input type="checkbox"/> Membership Committee | <input type="checkbox"/> Website Coordinator |
| <input type="checkbox"/> Facility Liaison | <input type="checkbox"/> Quilts of Valor Sew Days | <input type="checkbox"/> Other _____ |

List any special interests, talents or skills that you have: _____

List any suggestions you have for making the Guild what you would like it to be: _____

Dues are \$40 annually. Membership year runs July 1st through June 30th.

If joining or renewing membership mid-year, dues are pro-rated as follows:

- \$40.00 membership fee if joining or renewing July 1st through December 31st
- \$20.00 membership fee if joining or renewing after January 1st

Checks should be made out to: Tualatin Valley Quilt Guild (TVQG)

Completed forms and payment may be presented at any General Meetings or mailed to P.O. Box 154, Sherwood, OR 97140

This box is for TVQG Membership use	
Date Paid:	_____
Paid by:	<input type="checkbox"/> Check No. _____
	<input type="checkbox"/> Cash <input type="checkbox"/> Other _____
Date Form/Funds to Treasurer:	_____
Date Roster Updated:	_____
Date Distribution Updated:	_____
Other/Notes:	_____
