

Inside this issue

CHANGE OF TIME FOR QUILT MEETINGS 1
 NOVEMBER FEATURE 1
 QUILTS OF VALOR..... 1
 NOVEMBER BLOCK OF THE MONTH 1
 BLOCK OF THE MONTH PRESENTERS 1
 FAT QUARTER OF THE MONTH 2
 BIRTHDAYS 2
 FUNDRAISING..... 2
 CORRESPONDENCE SECRETARY..... 2
 KCCA BUILDING ACCESS/TVQG GREETERS 2
 OREGON GARDENS RETREAT UPDATE 2
 LONG ARM QUILTERS NEEDED..... 3
 SHERWOOD CHARITY QUILTERS GROUP 3
 KING CITY CLUBHOUSE QUILTERS GROUP..... 3
 CHARITY QUILT DONATION FORM 3
 FABRIC DONATIONS 3
 GOOD NEIGHBOR CENTER DONATIONS..... 3
 QUILTING CHALLENGES..... 3
 UFO CHALLENGE 4
 LOCAL QUILT SHOPS..... 5
 BLOCK OF THE MONTH INSTRUCTIONS..... 7
 2022-23 REGISTRATION FORM..... 9
 DONATION FORM 10

The Tualatin Valley Quilt Guild (TVQG) meets the third Tuesday of the month January thru November at the King City Clubhouse located at 15245 SW 116th Avenue, King City, OR 97224. Guests are welcome and are asked to pay \$5 at the door.

Reminder: Please bring the following to our next meeting.

BOM and FQ's
 Name Tag
 Show & Tell Quilts Charity
 Donation Items

 [Visit Us on Facebook](#)

 [TVQG Website](#)

CHANGE OF TIME FOR GUILD MEETINGS

Starting in November and through February the meetings will start at 6:00pm and end at 8:00pm.

There will be no open sew days in November or December.

REMINDER – NO MEETING IN DECEMBER

NOVEMBER FEATURE

Educational Demonstrations

TVQG has planned a fun event for all of us at the November 2022 General Meeting. We will be doing four educational demonstrations for our members to refresh your memory or learn something differently.

Here's how it works:

Each demo will be approximately 15 minutes long. You'll be notified when to move to the next one.

The demos are:

- ❖ 10-minute table runner
- ❖ Paper piecing
- ❖ Simplified quilting method
- ❖ Educational tricks

QUILTS OF VALOR

The Quilts of Valor Sew Day for November is the 14th. QOV Sew Days are now being held at the new Ace Sewing and Vacuum store in Tigard. which is in the same shopping center as JoAnne Fabrics, next to the Dollar Tree. Let LoisMarie know if you are interested in attending a Quilts of Valor Sew Day. She can be reached by email at lov2kwilt@aol.com

NOVEMBER BLOCK OF THE MONTH



The Block of the Month presented in October is "Autumn Tints".

The color profile consists of a light-colored background with two coordinating fall-themed colors or prints.

The unfinished block size is 14-1/2" square. The finished block size is 14" square.

A drawing for these completed blocks will take place at the September 2022, TVQG General Meeting.

The instructions can be found at the end of the newsletter.

BLOCK OF THE MONTH PRESENTERS

- Here's the list:
- November – LoisMarie Mayer
 - December – no meeting
 - January – Ginny Poissant
 - February – Sherry Little
 - March – Chris Walbridge
 - April – Kathy Chase
 - May – Judi Derry
 - June – Paula Cash

Please contact the Block of the Month Chairperson, Shirley Shultz should you have any questions regarding our Block of the Month program.

FAT QUARTER OF THE MONTH



The Fat Quarter theme for November is Holiday or Winter Prints. Fat quarter's featuring any type of a winter or holiday theme would fall within this month's category.

This is a fantastic opportunity for quilters to increase their Fat Quarter stash.

For each fat quarter you bring to the TVQG November 15th General Meeting you will receive a ticket for the Fat Quarter Drawing.

Here's a list of the Fat Quart themes for the coming year:

November – Holiday or Winter prints

December – no meeting

January – All Things Red

February – Juvenile, or Kid's prints

March – Bugs, Frogs, or Butterflies

April – Sunny, Sun, or Yellow

May – What was I thinking?

June – Sky, Clouds, or Sky-Blue colors

BIRTHDAYS

TVQG would like to extend Happy Birthday wishes to the following quilter:

Bonnie Schweizer November 1

Bonnie Hastrich November 14

Judi Derry November 23

Carol Springer..... November 23

Bonnie Holt November 24

Sarah Ely..... December 7

Christine Sheridan..... December 23

FUNDRAISING

This weekend is the Winter Bazaar – November 11th and 12th – hosted by the King City Lions Club

It's on and we've been officially invited to participate in the Winter Bazaar being held at the King City Civic Association building – where the guild meetings are held.

Please arrive a few minutes early before your shift begins.

Thank you to everyone who has offered to help with set-up, manning the tables, and tear down.

This has always been a great way for us to raise funds for our guild. Many members make items to donate for sale. Things such as bowl cozies, table runners, quilts, rope bowls, napkins, aprons, potholders, hot pads, etc.

CORRESPONDENCE SECRETARY

If you know of a guild member that has a new grandbaby, kids are getting married or graduating college, or may need a bit of cheering up because of an illness, or a loss or is experiencing a noteworthy life event TVQG will send them a note of congratulation, condolence, or inspiration. Paula Cash is our Correspondence Secretary, email her at paula@thecashs.com requesting she send a note to our fellow guild members.

KCCA BUILDING ACCESS/TVQG GREETERS

Management for the King City Civic Association (KCCA) clubhouse has asked that for security reasons we do not prop open any doors to the clubhouse building. This includes the side door. We need to have a greeter on hand for meetings who will open the door for attendees who do not have a key card. Please sign up to be an outside door greeter.

The greeter for this month is you! If you can come at 5:45pm and help with greeting, please let Carol know.

We need greeters to please sign up at the meeting for the rest of our year – January thru July.

OREGON GARDENS RETREAT UPDATE

The Oregon Gardens Retreat on was on November 4, 5, & 6th. There were 24 people sharing laughter, prizes, lots of socializing, and more prizes and tons of quilting happening!!!

Thank you, Kathy, for a great retreat!!!

LONG-ARM QUILTERS NEEDED

Our team has received several quilt tops that need to be quilted. If you are interested in helping us out by quilting a donated quilt top, please contact Shirley Shultz. We will supply the batting and backing. We could really use your help.

SHERWOOD CHARITY QUILTERS GROUP

Quilters from the monthly Sherwood Charity Quilt Sewing Group would like to remind you that even though TVQG hosts a monthly open sew day at the King City Clubhouse, they still hold a monthly open Charity Sew Day at the Sherwood Senior Center. Quilts made by this group of ladies are donated both to TVQG or directly to a local charity. TVQG maintains a closet of patterns, fabric, notions, and batting supplies at the Sherwood Senior Center. Materials from this closet are available to all TVQG Quilters who would like to create a Charity Quilt.

The Sherwood Quilters Group meets between 9:00am and 12:00 noon on the second Tuesday of every month and would like to invite you to join them. All you need to bring is your sewing machine. Ironing and cutting stations are available for your use.

KING CITY CLUBHOUSE QUILTERS GROUP

This is **your** Monthly Open Sew Day!

All Quilters are invited to join us in the Multipurpose Room of the King City Clubhouse between 10:00am and 3:00pm on the fourth Saturday of every month. You can drop by based on your schedule, stay all day, or just for an hour or two, the choice is yours. There is no charge to attend our Monthly Open Sew Day. Just show up with your sewing machine and projects to work on. Some quilters even forgo bringing their machine and simply join their fellow quilters while doing handwork, such as binding a quilt. Irons, ironing boards, and cutting stations will be set up for your use.

TVQG's Open Sew Days are a fantastic opportunity to interface with your fellow quilters. Lunch will be on your own, but we often join forces to bring in food for a group lunch.

CHARITY QUILT DONATION FORM

Because TVQG's Charity Quilters Team wants to make sure the quilt you are donating to our guild's charity efforts is forwarded to a charity of your choosing, a form is published with each monthly newsletter (at the end), available on our website, or at the check-in desk at monthly meetings.



Charity Quilts being donated

FABRIC DONATIONS

Let us know if you have any fabric, or batting (larger-sized scrap pieces are OK) to donate towards our charity efforts. We'll be glad to arrange for a drop-off or a pick-up. We especially need larger-sized backing fabrics.

GOOD NEIGHBOR CENTER DONATIONS


Just a quick reminder at every monthly meeting we have a box available for items to donate to the Good Neighbor Center. And as a bonus for your efforts, you'll receive an extra ticket door prize ticket. Currently, they are only accepting non-perishable food donations.

QUILTING CHALLENGES

Throughout the year TVQG offers several quilting challenges. These challenges are intended to help increase member's quilting skills and may include making quilts to benefit local charities

UFO CHALLENGE

We will continue the UFO challenge from last year. For every finished UFO (or picture) that they share during the Show and Tell segment at any General Meeting between now and October 2019, they'll earn a drawing ticket. Date for next year TBD for the drawing.



"Stand back, Geraldine...I'm popping the hatch and this baby's packed tighter than a black hole."

LOCAL QUILT SHOPS



Sewing & Vacuum
Fabric too! "Legendary Service!"

503-598-0122 503-538-1122

2414 Portland Rd
Newberg, OR 97132
acesewingandvacuum.com

sewingandvacuum@aol.com

Bernina, Elna, Juki Machines ♦ Riccar, Miele, Sebo, Oreck Vacuums ♦ Handi Quilter

11945 SW Pacific Hwy, Ste. 210
Tigard, OR 97223



**Pioneer
QUILTS**
Where Quilters Gather, Inc.

3101 SE Courtney Rd.
Portland, OR 97222
503-654-1555



**Quilting
Delights**

4011 SE International Wy., Ste. 601
Milwaukie, OR 97222
503-658-1600

Cedar Ridge Quilts

19045 S Beaver Creek Rd.
Oregon City, OR 97045
503-908-1398

Modern Domestic

17660 63rd Ave.
Lake Oswego, OR
503-808-9910

422 NE Alberta St.
Portland, OR
503-808-9910

cool cottons

2417 SE Hawthorne Blvd.
Portland, OR 97214
503-232-0417



MONTAVILLA
SEWING CENTERS
- Est. 1949 -

429 First St.
Lake Oswego, OR 97034
503-635-1353

8326 SE Stark St.
Portland, OR 97216
503-254-7317

4955 SW Western Ave.
Beaverton, OR 97005
503-619-6619



Speckled Hen Quilts
Spotted Roosters & Speckled Hens...
This is Where the FUN Begins!

254 NE Boones Ferry Rd.
Aurora, OR 97002
503-313-7289



Kris & Abbi Howatt
Feather Your Nest
Quilting Fabric

130 N Main Ave.
Gresham, OR 97030
971-22-0936



My Quilting Loft

253 E Historic Columbia River Hwy,
Troutdale, OR 97060

QUILTING-RELATED SERVICES



In Stitches Quilting, LLC
 Erin Davis
 Quilting Services
 quilterererin06@gmail.com 860 SE 59th Ave.
 503 351-0981 Hillsboro, OR 97123



Sue Capell
 503-538-3600
 Capellsue@gmail.com
 Hand guided overall and
 custom quilting since 2004



Coline's Quilting Service
 916-719-4923 or 503-902-0116
 Coline Simmons
 Handguided Longarm Quilter for 18 years
 1160 Orchard Lane, Woodburn, Oregon
 97071
 user569278@aol.co



Victoria Jones
 Quilting & Sewing Instructor
 503-989-3330
 vdjsews@comcast.net



Bobbin Creek Quilts
 Longarm Quilting Services
 Carol & Mike Lee
 21559 SW 99th Ave (805)710-3329
 Tualatin OR 97062 carol93420@gmail.com

BLOCK OF THE MONTH INSTRUCTIONS

9/15/22, 10:39 AM

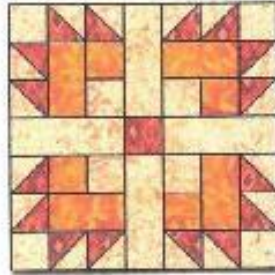
Autumn Tints



Autumn Tints

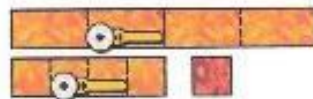
This makes a 14" block!

Please abide by the [Terms and Conditions of use!](#) :o)



With my typical January resolve to be more organized, I thought, why not start the fall projects NOW, while there is time to get them done by fall!

** Preparing the Pieces and Sewing the Block **



Start by marking and cutting the Color 1 2-1/2" x 18" strip into four 2-1/2" x 4-1/2" rectangles. Then mark and cut the Color 1 2-1/2" x 10" strip into four 2-1/2" squares. Cut ONE 2-1/2" square of Color 2 as well...



Now mark and cut the Color 2 and Color 3 2-7/8" x 23" strips into eight 2-7/8" squares of each. Cut each of these squares in half once on the diagonal to make sixteen half square triangles of each...



Next mark and cut the Color 3 2-1/2" x 20" strip into eight 2-1/2" squares. Mark and cut the Color 3 2-1/2" x 26" strip into four 2-1/2" x 6-1/2" rectangles...



Sew each of the Color 3 half square triangles to a Color 2 half square triangle, right sides together, and using a SCANT 1/4" seam. Press seam allowances towards the darker fabric...



Sew units of two half squares, making two in each arrangement shown at left...



Then sew four units as shown at left, made of a Color 1 and Color 3 2-1/2" square each...

...on to [Page 2!](#)

Jan 8 2002 Marcia Hohn



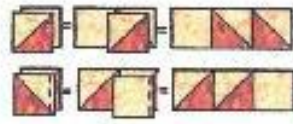
Traditional Block

pattern from <http://www.quilterscache.com>

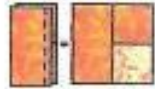
9/15/22, 10:40 AM

Autumn Tints - Page 2

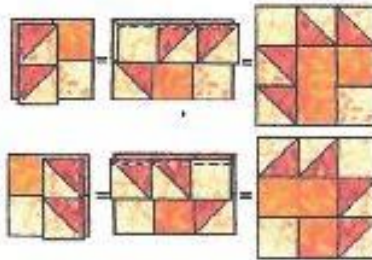
Autumn Tints - Page 2



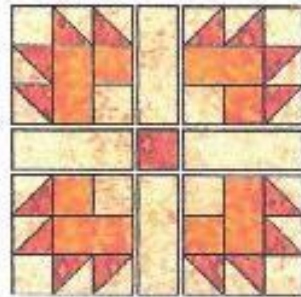
Next, make two of each of the units shown at left, noting that they are made up of the same units, but sewn in a different orientation. Each needs one Color 3 2-1/2" square, and two half squares..



Now sew four of the units shown at left, using one Color 1 rectangle and a pair of pre sewn squares..



Make two of each of the next units shown at left..



Then just piece the block, using the Color 3 long rectangles, and the Color 2 small square as spacers between the units we just made above. Make rows, and then sew the rows together to complete the block. ...on to [Page 3!](#)

** Supplies List **



Color 1 Color 1 needs: one 2-1/2" x 18" strip AND one 2-1/2" x 10" strip



Color 2 Color 2 needs: one 2-1/2" square AND one 2-7/8" x 23" strip



Color 3 Color 3 needs: one 2-7/8" x 23" strip AND one 2-1/2" x 20" strip AND one 2-1/2" x 26" strip

2022-23 REGISTRATION FORM

TUALATIN VALLEY QUILT GUILD
2022-2023 Membership Registration Form



New Member Current Member Former Member

Name: _____ Birthday (Day/Month) _____

Address: _____

City: _____ State: _____ Zip: _____

Phone(s) Home: _____ Mobile: _____

Emergency Contact Name: _____ Phone: _____

Email Address: (Necessary to receive newsletter, information, announcements, and current happenings)

OK to Receive TVQG Website Posts via Email:

All personal information is kept confidential.

Please indicate your areas of interest

- | | | |
|---|--|--|
| <input type="checkbox"/> Attend Sit and Sew Days | <input type="checkbox"/> Greeter | <input type="checkbox"/> Newsletter Editor |
| <input type="checkbox"/> Block of the Month Coordinator | <input type="checkbox"/> Historian | <input type="checkbox"/> Program Coordinator |
| <input type="checkbox"/> Board/Officer Position | <input type="checkbox"/> Internet Research | <input type="checkbox"/> Retreat Committee |
| <input type="checkbox"/> Charity Quilting Sew Days | <input type="checkbox"/> Long Arm Quilter | <input type="checkbox"/> Sit and Sew Coordinator |
| <input type="checkbox"/> Committee Position (as Needed) | <input type="checkbox"/> Make Bazaar or Sale Items | <input type="checkbox"/> Small Group Event Coordinator |
| <input type="checkbox"/> Correspondence Secretary | <input type="checkbox"/> Marketing/Publicity Committee | <input type="checkbox"/> Teacher/Instructor |
| <input type="checkbox"/> Fundraising Committee | <input type="checkbox"/> Membership Committee | <input type="checkbox"/> Website Coordinator |
| <input type="checkbox"/> Facility Liaison | <input type="checkbox"/> Quilts of Valor Sew Days | <input type="checkbox"/> Other _____ |

List any special interests, talents or skills that you have: _____

List any suggestions you have for making the Guild what you would like it to be: _____

Dues are \$40 annually. Membership year runs July 1st through June 30th.

If joining or renewing membership mid-year, dues are pro-rated as follows:

- \$40.00 membership fee if joining or renewing July 1st through December 31st
- \$20.00 membership fee if joining or renewing after January 1st

Checks should be made out to: Tualatin Valley Quilt Guild (TVQG)

Completed forms and payment may be presented at any General Meetings or mailed to P.O. Box 154, Sherwood, OR 97140

This box is for TVQG Membership use

Date Paid: _____

Paid by: Check No. _____

Cash Other _____

Date Funds to Treasurer _____

Roster Updated _____

Distribution List Updated _____

Other/Notes _____

DONATION FORM

List of Where Charity Quits are Given

1. Hopewell House
 2. Beaverton Resource Center; Just Compassion
 3. Fire victims
 4. CARES NW and Foster children
 5. Project Linus
 6. Waverly Children and Trillium Family Center
 7. Good Neighbors (at a later date -to be announced)
- Optional is to add your name and designate a quilt donation.