



Tualatin Valley Quilt Guild

Inside this Issue:

- November Speaker 1
- TVQG Business Cards 1
- Reminder 2
- Quilting Challenges 2
- 2021 Retreat Dates 2
- Membership..... 2
- Treasurer’s Report 2
- TVQG Website..... 2
- Instructional and Sewing Events 2
- TVQG Charity Efforts 2
- Door Prizes 3
- Quilts of Valor 4
- Block of the Month 4
- Fat Quarter of the Month 4
- Of Interest to Quilters 4
- Local Quilt Shops..... 5
- Quilting-Related Services 6
- BOM Instructions. 8

November Speaker



TVQG’s November Speaker is Jamie Davis - I am passionate about making quilts, but it wasn’t always that way. Even though I spent a lot of time doing creative things as a child and young adult, I didn’t think of myself as someone who could be an artist. I studied math and science in college but spent most of my study time making sure my notes were illustrated nicely. It never occurred to me that I had the wrong major. After graduation, my husband went to law school, giving me a lot of time alone. I decided to try quilting, so I bought a few books, taught myself how and was hooked right from the beginning. To my surprise, I found that knowledge of math and science was actually a big help in the creative arena.

I began teaching a few years later and discovered the joy of connecting with other quilters and helping them learn new skills. I love to pick apart every part of making a quilt to discover not just what works but why it works, and then

passing that knowledge on. To see someone’s eyes light up when they accomplish something they never thought they could is one of the best feelings in life!

I have taught and lectured for the American Quilters Society, Road to California and the Northwest Quilting Expo as well as guilds throughout the western United States. My work has been shown in national and international exhibits including the International Quilt Show in Houston, Texas, and the Pacific International Quilt Festival in Santa Clara, California.

My husband eventually got out of law school, and we now live in Portland, Oregon with a whole bunch of quilts, a lot of great books, a silly turtle our kids left behind and a never-ending supply of Diet Coke.

Check out Jamie’s website at www.loopytulips.com/

TVQG Business Cards


Because you are a wonderful resource in promoting our guild, a supply of TVQG business cards have been printed and are available at the Sign-In Desk during our General Meetings. We encourage to pick up a few to pass out to individuals or business that may want to know more about us.



The Tualatin Valley Quilt Guild (TVQG) meets at 7:00pm the third Tuesday of the month January thru November at the King City Clubhouse located at 15245 SW 116th Avenue, King City, OR 97224. Guests are welcome and are asked to pay \$5 at the door.

Reminder: Please bring the following to our next meeting.

- * BOM and FQ’s
- * Name Tag
- * Show and Tell Quilts
- * Charity Donation items

 [Visit Us on Facebook](#)

Reminder

There is no meeting in December!!!

Quilting Challenges

Throughout the year TVQG offers several quilting challenges. These challenges are intended to help increase member's quilting skills and may include making quilts to benefit local charities.

Sampler Quilt Block Exchange – Pizza Box series

This challenge started in October 2021 and concludes at the April 19, 2022, meeting. They will be shown at the June 21, 2022, meeting.

UFO Challenge



We will continue the UFO challenge from last year. Because of the disruption from COVID we will not be charging the usual \$5 to participate. For every finished UFO

(or picture) that they share during the Show and Tell segment at any General Meeting between now and October 2019, they'll earn a drawing ticket. Date for next year TBD for the drawing.

Fabric Challenge

This started in October and will conclude in March 2022. If you haven't picked up your ½ yard you can get it from Cindy at the November meeting.



The quilt sizes for the blankets are Baby 36" x 40"; Child 40" x 55" (or 60"); and Teen 45" x 65" (or 72").

If you'd like additional fabric, up to 1 yard, to put in the quilt that will be available too.

Project Linus is a non-profit organization that provides handmade blankets to children in need. Over 8,560,099 blankets delivered since 1995! www.projectlinus.org

2021 Retreat Dates

The Tilikum Retreat is a go! For more information contact Retreat Coordinator Sue Capell - capellsue@gmail.com.

Membership

2021-2022 Membership Year



Membership forms are available at of the November 2021 General Meeting. Yearly dues will remain at \$35. Members may renew their dues starting immediately and should be paid as soon as possible. Membership forms are available at the Meeting Check-In desk, at the end of this newsletter or on our website <https://tvqg.wordpress.com/>. We're looking forward to having you renew or join TVQG and are excited to see our membership grow as quilters from our local community join our guild.

Treasurer's Report



TVQG's Treasurer, Michelle Faber reports that the Treasury Balance is approximately \$5,000.

TVQG Website

TVQG maintains an active web presence, <https://tvqg.wordpress.com/> contains information for prospective and active members and includes General Meeting minutes, the membership roster, current and past Block-of-the-Month patterns, and a newsletter archive.



Instructional and Sewing Events

Sherry Little is working with the club house for our next Sit & Sew. Date to be announced.

TVQG events are always open for everyone in the community to attend.

TVQG Charity Efforts

Charity Quilters Sew Days

We are looking for one or two people to chair the once a month sew day.

We want to thank Betty and Vergie who have chaired the Charity Quilters days for so long!!!

TVQG Charity Sew Days are open to everyone with no fee to participate. Charity Sew Days take place on the second Tuesday of every month at the Sherwood Senior Center. Just bring your own sewing machine and project to work on or select a project from their well-stocked Charity Quilting Closet.

Days for Girls



They are always in need of supplies and the Board moved to donate \$250.00 to them. We have supported them in the past and wanted to continue doing so again. Please read on for more information about what they do.

At Days for Girls, we believe in a world where periods are never a problem and we're breaking down barriers and shattering limitations for menstruators across the world – so that every girl, everywhere has the chance to step into her power.

Their goal is to improve educational and livelihood outcomes for women and girls by transforming the global menstrual health landscape. This means innovating, educating, partnering, advocating and supporting locally led solutions on every level, to create ripples of change.

At DfG, uplifting women and girls starts with improving access to menstrual health supplies and education. This is the cornerstone of our work; so far, we've reached 1.7 million menstruators in 140+ countries with sustainable, affordable solutions and holistic education – and plan to reach 5 million by 2024.

These efforts have tangible effects for the women and girls we serve and their communities, like:

- Fostering increased body literacy and confidence
- Decreasing shame
- Cultivating period-positive community (and community leader) mindsets
- Ensuring that menstruators can access the tools they need to manage menstruation – whether it's through local social enterprises, or our international volunteer base.

As a result, more women and girls have the menstrual health products, knowledge and support they need to stay in school, pursue income-generating opportunities and experience improved upward mobility.

Check out his webpage to get more information about the pads: www.daysforgirls.org/dfg-pads/

Good Neighbor Center

What is the Good Neighbor Center (GNC)? “Where will my children sleep?” “How will I feed my family?” We hope you've never had to ask yourself these questions. But there are many families in the Portland area who do ask them every night. And the feelings that come with this unfortunate situation can result in a self-fulfilling cycle that is difficult to break.

Thankfully, there are places like Good Neighbor Center. Located in Tigard, on SW Greenburg Road, GNC is a 36-bed facility serving up to 9 families at a time. There is space so that each family has a private room where they can live for up to six weeks. Families are provided three meals a day.

We are open from 6am-10pm 365 days a year. We are supported by volunteers, donations, grants and various government funding programs. Individual donations make up 15% of our budget revenue.

They are always needs for food, personal grooming supplies, and cleaning products. Our quilters are encouraged to bring in items that GNC may need. Their urgent needs right now are adult clothing, winter coats and jackets, blankets, gloves, hats, feminine hygiene products, diapers and shelf-stable food.

Because TVQG is committed to assisting the Good Neighbor Center, at our upcoming guild meetings we will be bringing back the Good Neighbor Center Donation Box as a way for our members to conveniently donate products and supplies to them. If you donate an item, you will receive an additional red ticket for the drawing at the end of the meeting. For more information visit their website - <https://goodneighborcenter.org/>

Door Prizes

Each month two \$20 gift certificates are awarded to quilters attending the General Meeting. Everyone attending the meeting, guests included, will receive a ticket for the drawing. Members may earn a second ticket for the drawing, just by wearing their nametag.

If you bring a donated item for Good Neighbor Center, you will also get a ticket.

Quilts of Valor



TVQG maintains an active Quilts of Valor sewing group. Our group strives to complete two quilts a year. When announced, QOV Sew Days take place on a Saturday, starting at 10:30 am, and are usually held at Ace Sew and

Vacuum in Newberg. This month it is Saturday, October 16th. If you are interested in joining, please let LoisMarie Mayer know, her email is lov2kwilt@aol.com. She needs the head count so that space will be available for everyone.

Block of the Month

November Block of the Month



The November 2021 Block of the Month is Antique Tile.

The color profile for this block is red and white print, with solid white and solid red. Finished block size is 12"

square. Block Instructions can be found on our website.

A drawing for the completed blocks will take place at the November 16, 2021, TVQG General Meeting.

Birthday's

TVQG would like to extend Happy Birthday wishes to the following quilters:

Bonnie SchweizerNovember 1st
 Bonnie HastrickNovember 14
 Judy Derry.....November 23
 Carol Springer.....November 23
 Bonnie HoltNovember 24
 Sarah Ely.....December 7
 Christine Sheridan.....December 23

Fat Quarter of the Month

October Fat Quarter Theme

At each general meeting, our quilters bring in various themed fat quarters. For each Fat Quarter brought in the quilter receives a raffle ticket. For October the theme is **Golden Pumpkins, Oranges, Yellows or Halloween.**



Here's a list of the Fat Quart themes for the upcoming year:

January 2022: Blizzards - snow

February 2022: Hearts galore

March 2022: Garden delights - vegetables

April 2022: Mother Goose

May 2022: Spring flowers

June 2022: Barnyard critters

Of Interest to Quilters

Have scraps of fabric you want to get rid of: Scraps, PDX accepts fabric donations. However, currently due to Covid they are on an appointment only. Here is a link to their donation

website: <https://scrappdx.square.site/donation-appointment>.

Local Quilt Shops

The Cotton Cure
133 SE 3rd Avenue
Hillsboro, OR 97123



Debs Quilting

Located at
1214 3rd St
Lafayette, OR
(971) 267-6096
[Deb's Quilting Facebook Link](#)



Cedar Ridge Quilts

19045 S Beaver Creek Rd.
Oregon City, OR 97045
503-908-1398
Hours: 10 to 5 Tuesday - Saturday.
Closed Sunday & Monday
[Cedar Ridge Quilts Website](#)

ACE Sewing & Vacuum
Fabric tool!

503-598-0122
12185 SW Main St
Tigard, OR 97223
sewingandvacuum@aol.com

"Legendary Service!"

503-538-1122
2414 Portland Rd
Newberg, OR 97132
acesewingandvacuum.com

Bernina, Elna, Juki Machines ♦ Riccar, Miele, Sebo, Oreck Vacuums ♦ Handi Quilter

Quilting-Related Services



In Stitches Quilting, LLC
 Erin Davis
 Quilting Services
 quiltererin06@gmail.com 860 SE 59th Ave.
 503 351-0981 Hillsboro, OR 97123

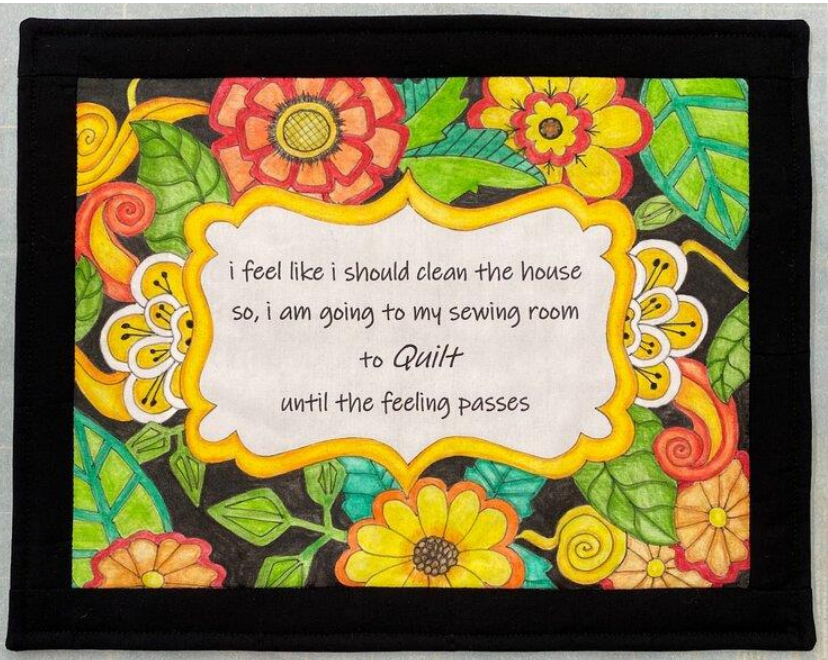
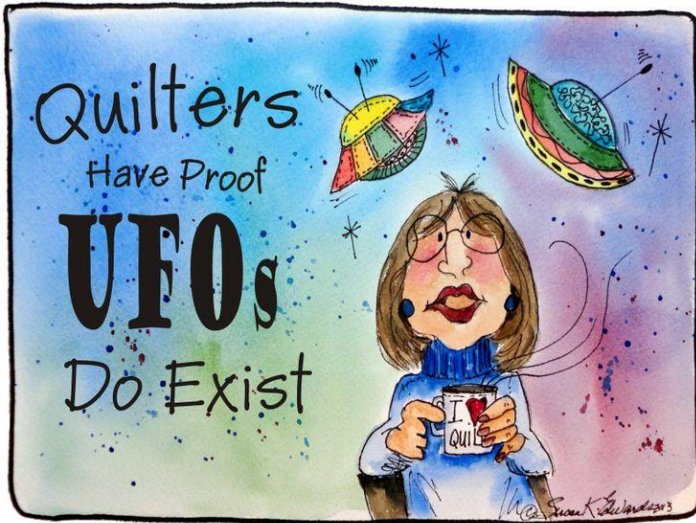
Sue Capell
 503-538-3600
 Capellsue@gmail.com
 Hand guided overall and
 custom quilting since 2004



Coline's Quilting Service
 916-719-4923 or 503-902-0116
 Coline Simmons
 Handguided Longarm Quilter for 18 years
 1160 Orchard Lane, Woodburn, Oregon
 97071
 user569278@aol.co



Victoria Jones
 Quilting & Sewing Instructor
 503-989-3330
 vdjsews@comcast.net





TUALATIN VALLEY QUILT GUILD

2019-2020 Membership Registration Form

New Member Current Member Former Member

Name: _____ Birthday (Month/Day): _____

Email address (Necessary to receive newsletter, information, announcements and current happenings)

Address: _____

City: _____ State: _____ Zip: _____

Phone(s): _____ Mobile: _____

Emergency Contact Name: _____ Phone: _____

**All personal information is kept within the Guild. We do not sell address lists.*

Please indicate your areas of interest

- | | | |
|---|--|---|
| <input type="checkbox"/> Block of the Month | <input type="checkbox"/> Historian | <input type="checkbox"/> Quilt Shows |
| <input type="checkbox"/> Board Position | <input type="checkbox"/> Internet Research | <input type="checkbox"/> Quilts of Valor |
| <input type="checkbox"/> Charity Quilting | <input type="checkbox"/> Long Arm Quilter | <input type="checkbox"/> Retreat |
| <input type="checkbox"/> Committee Position | <input type="checkbox"/> Make Sales and Bazaar Items | <input type="checkbox"/> Sit and Sew |
| <input type="checkbox"/> Correspondence Secretary | <input type="checkbox"/> Marketing/Publicity | <input type="checkbox"/> Small Group Events |
| <input type="checkbox"/> Fundraising | <input type="checkbox"/> Membership | <input type="checkbox"/> Teacher/Instructor |
| <input type="checkbox"/> Facility Liaison | <input type="checkbox"/> Newsletter | <input type="checkbox"/> Website |
| <input type="checkbox"/> Greeter | <input type="checkbox"/> Programs | <input type="checkbox"/> Other _____ |

List any special interests, talents or skills that you have: _____

List any suggestions you have for making the Guild what you would like it to be: _____

Dues are \$35 annually. Membership year runs July 1st through June 30th.

If joining or renewing membership mid-year, dues are pro-rated as follows:

- \$35.00 membership fee when joining or renewing July 1st through December 31
- \$17.50 membership fee when joining or renewing after January 1st
- Non-member guest fee: \$5.00 per meeting

Checks should be made out to: **Tualatin Valley Quilt Guild (TVQG)**

Completed forms and payment may be presented at General Meetings
or mailed to P.O. Box 154, Sherwood, OR 97140

This box is for TVQG Membership use

Date Paid: _____

Paid by: Check No. _____

Cash Other _____

Date Funds to Treasurer _____

Roster Updated _____

Distribution List Updated _____

Other/Notes _____

Form current as of 05/22//2019

BOM Instructions.

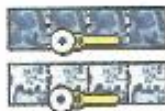
LoisMarie Mayer
lov2kwilt@aol.com
503-610-1000

Antique Tile

This makes a 12" block!



** Preparing the Pieces and Sewing the Block **



Start by marking and cutting the Color 1 and Color 2 2-1/2" x 10" strips into four 2-1/2" squares of each...



Next mark and cut the Color 1, 2 and 3 2-1/2" x 18" strips into four 2-1/2" x 4-1/2" rectangles of each...



Sew the Color 1 and Color 2 squares right sides together in pairs, using a scant 1/4" seam. Press seam to darker side. You will be making four units like this...



Sew the Color 2 rectangles to the side of the square pairs...two on the left, two on the right, with the Color 1 square on the bottom in each case. Press seam towards rectangle. These will be the block's four corner units...



Sew the Color 1 and Color 3 rectangles right sides together in pairs along one long edge, again using a scant 1/4" seam. Press seam to darker side. Make four units like this for the block's sides...

Now piece the block! Lay out all your units as shown at left, then sew three horizontal rows. Press top and bottom row seams towards the outsides, and center row seam towards the middle. ...and then join the rows!



Center block – 4 1/2" sq of fabric 1

Color 1 – red & white print

Color 2 – solid red

Color 3 – solid white