

Notice: Doors are open at 6:30 for every meeting, come early to mix and mingle.

The Tualatin Valley Quilt Guild (TVQG) meets at 7:00pm the third Tuesday of the month January thru November at the King City Clubhouse located at 15245 SW 116th Avenue, King City, OR 97224. Guests are welcome and are asked to pay \$5 at the door.

Remember to bring your
Name Badge
BOM
Fat Quarter
Show and Tell
Donations



TVQG is pleased to announce their featured speaker at the February 18th meeting is Kelly Cole. Kelly is the creator of Vintage Fabric Studios in Portland, OR. Vintage Fabric Studio's mission is to get beautiful vintage textiles into the hands of quilters, sewers, and crafters before they enter the landfill. In our shop, you will discover Kelly's custom color fat quarter bundles, die-cut charm square packs, and sewing kits for vintage fabric lovers everywhere.

She has this to say about herself: "My name is Kelly Cole and I am the creator of the Vintage Fabric Studio. My skills as an experienced quilter and seamstress, along with my love of all things vintage, have come together to bring the fabric community the ultimate source of vintage textiles packaged for the modern sewer and crafter. When I am not using my vintage thrift-store ninja powers, I love to be with my two young boys, tend to the vegetable garden and get into shenanigans with my husband of 13 years; and of course, just sew."

Holiday Bazaar

How Are Bazaar Funds Used?

Just a reminder - this is the only fundraiser our guild holds.

Funds made from the Winter Bazaar helps our guild help to provide a fantastic array of speakers throughout the year. They offset our operating costs, are used to buy quilting supplies for our charity groups and allow us to provide cash donations to other non-profit organization.

As you know, TVQG is a non-profit organization which means we support multiple charities both locally and nationwide. Our quilts go to homeless shelters, hospitals, seniors, children in foster care, and to families affected by disasters like fire and floods. We support our veterans through our Quilts of Valor efforts and donate checks to organizations like Days for Girls, Good Neighbor Center, and the Red Cross, just to name a few.

What Can I Make

It is likely we will take part in next year's Bazaar. If you want to get a head start for that, here are suggestions:

Of course, quilts, because we are a quilt guild, aren't we? Any size quilt is great, but lap, twin, baby and children-sizes seem to be the best sellers. Table runners, especially holiday or seasonal, place mats, napkins, mug rugs, coasters, fabric bowls, potholders, oven mitts, decorated towels, pillowcases, pin cushions, aprons, children's bibs, wall hangings, decorated bed or sofa pillows, shawls, totes or shopping bags. Other suggestions would be purses, zippered cosmetic or travel bags, shoe covers for packing shoes in a suitcase, storage cases, stuffed children or pet toys, Christmas ornaments, table covers----OK, by now I think you get the picture. Google "Easy to make craft fair items" and you'll get a whole list of suggestions.

One more suggestion: Cat Butt Coasters for those that like to crochet.



Quilting Challenges

Throughout the year TVQG offers several quilting challenges. These challenges are intended to help increase member's quilting skills and may include making quilts to benefit local charities. They also are quite fun and include prizes.

Cares NW Book & Quilt Challenge

Betty Murphy is heading up a cooperative program between King City Senior Village and TVQG to create a book-themed child quilt to benefit the Cares Northwest organization. Details of this Challenge are posted to our website <https://tvqg.wordpress.com/> and have been included at the end of this newsletter. We will be displaying these quilts at the Senior Village. Date for this show hasn't yet been determined.

Cares NW needs quilts, if you have any you would like to donate please bring to the General meetings in January and February. They will be collected and delivered for you. Blanket Guidelines are attached.

UFO Challenge

2020's UFO challenge lists need to be turned in at a meeting in order to participate. The project must have been started, not just fabric and a pattern. And to be considered finished, it must be quilted, and binding done. There is a \$5 fee.

Round Robin Challenge Quilt

Starting in July 2019 and concluding in February 2020. TVQG will offer the opportunity for our quilters to take part in a Round Robin Quilt Challenge. LoisMarie Mayer is the moderator of this popular quilting challenge. Information has been posted at our website <https://tvqg.wordpress.com/>.

Project Linus Challenge Quilt

The fabric has been purchased and ½ yard pieces cut for those that would like to take part in this challenge. The idea is to take inspiration from this fabric and create a kid friendly quilt. Further information will be provided at the February meeting.

Here are the guidelines for quilts for this organization:

- Please use only new, clean and washable materials in baby, child or teen-friendly colors with age appropriate designs.
- Smoke or chemical smells, pet hair or musty smells, may produce severe allergic reactions in the children and we cannot accept the donation.
- Please check for straight pins; do not use buttons or decorations that can come loose and choke the child.
- Approximate size guidelines:
 - Baby – a minimum 36" x 40"
 - Child – 40" x 55" to 40" x 60"
 - Teen – 45" x 65" to 45" x 72"


Membership

2019-2020 Membership Year

Membership forms are available at the General Meeting Check-In desk, and at our website <https://tvqg.wordpress.com/>. Please feel free to pass these on to friends or relatives that might enjoy our guild.

TVQG Business Cards

Because you are a wonderful resource in promoting our of TVQG business cards have been printed and are Sign-In Desk during our General Meetings. We encourage few to pass out to individuals or business that may want



guild, a supply available at the you to pick up a to know more.

TVQG Website

TVQG maintains an active web presence. Our website, <https://tvqg.wordpress.com/> contains information for prospective and active members and includes General Meeting minutes, the membership roster, current and past Block-of-the-Month patterns, and a newsletter archive.

Instructional and Sewing Events

Our next Sit and Sew Day will be Saturday, April 4, 2020. For this Sew Day, we've secured the large Banquet Room at the King City Clubhouse, so we'll have plenty of space to spread out. If you're interested in joining us for the April Sit and Sew, we'll have a sign-up sheet at our General Meeting Check-In table. or you can contact us at tvqg.news@gmail.com to sign up, but hurry spots fill up fast. There is a \$5 reservation fee to hold your spot to attend the this Sew Day. We'll have a cutting and ironing stations set up for you to use. Lunch will be provided.

TVQG Charity Efforts

Charity Quilters Sew Days

TVQG Charity Sew Days are open to everyone with no fee to participate. Charity Sew Days take place on the first Monday of every month at the Sherwood Senior Center. Just bring your own sewing machine and project to work on or select a project from their well-stocked Charity Quilting Closet. You don't have to be a guild member to take part, so invite your friends, neighbors or relatives. TVQG's next Charity Quilt Sew Day will take place on March 2, 2020

Good Neighbor Center

The Good Neighbor Center (GNC) always needs food, personal grooming supplies, and cleaning products. If you are moved to, bring in items that GNC may need. Suggested items include personal grooming supplies, non-perishable food items (canned or boxed items, pasta, rice, etc.), paper towels, toilet tissue, cleaning supplies, trash or storage bags, and bedding items (used is OK as long as it's clean and in good shape). If you have any of these items to donate, please bring them to a General Meeting and our Charity Quilters team will deliver the donations for you. Also, if you have completed a quilt, or even a quilt top, that you would like to donate to GNC, please give it to Betty Murphy or Vergie Karlson at the next general meeting.

We'll have the Good Neighbor Center donation box available by the check-in table at our upcoming November 19th Meeting. They have a great need currently for socks and underwear.

CARES Northwest

CARES NW helps children who are abused or neglected by providing them with a quilt. Their mission is to stop child abuse and neglect through multidisciplinary prevention, medical evaluation, and ongoing treatment in partnership with the community. If interested in helping, their website at <http://www.caresnw.org/>.

Reminder: TVQG's Challenge to make a book-themed children's quilt is currently underway. If you would like to review the details of this challenge, they are attached at the end of the newsletter.

Days for Girls

TVQG has adopted Days for Girls as an ongoing charity to support. Their organization provides lasting hygiene solutions, health education, and income-generation opportunity to girls in Sub-Saharan Africa, India, and the rural areas of Brazil. For more information about Days for Girls, contact their Portland Chapter at portlandor@daysforgirls.org or call 503-550-0516, or reach out to Sherry Little.

Quilts of Valor

TVQG maintains an active Quilts of Valor sewing group. Our group strives to complete two quilts a year. When announced, QOV Sew Days take place on a Saturday, starting at 10:30 am, and are usually held at Ace Sew and Vacuum in Newberg. If you are interested in joining please let LoisMarie Mayer know, her email is lov2kwilt@aol.com. The next QOV Sew In will be on March 28th.

Members of our Quilts of Valor Sew Group turned in these beautiful Quilts of Valor quilt tops on Saturday, February 8, 2020. If interested in helping to make a Quilts of Valor quilt top, please visit our website's Charity Quilting page at <https://tvqg.wordpress.com/> for more details.



Block of the Month

February Block of the Month



TVQG members are invited to make the Summertime Blossoms block as the February 2020 Block-of-the-Month. Instructions to make this block are available in the Block-of-the-Month Section of the Activities Page on our website, and at the end of this newsletter. It's suggested this block be made using blue and yellow fabrics with white fabric for the background. We'll hold a drawing for the blocks at our February 18, 2020, General Meeting.

February Fat Quarter Theme

At each general meeting, our quilters bring in various themed fat quarters. For each Fat Quarter brought in the quilter receives a raffle ticket. For February the theme is Hearts Galore

Here's a list of future Fat Quarter themes:

March 2020: Garden delights - vegetables

April 2020: Mother Goose

May 2020: Spring flowers

June 2020: Barnyard critters

Door Prizes

Each month two \$20 gift certificates are awarded to quilters attending the General Meeting. Everyone attending the meeting, guests included, will receive a ticket for the drawing. Members may earn a second ticket for the drawing, just by wearing their nametag.

Ticket Colors:

Blue = Fat Quarter

Red = Block of the Month

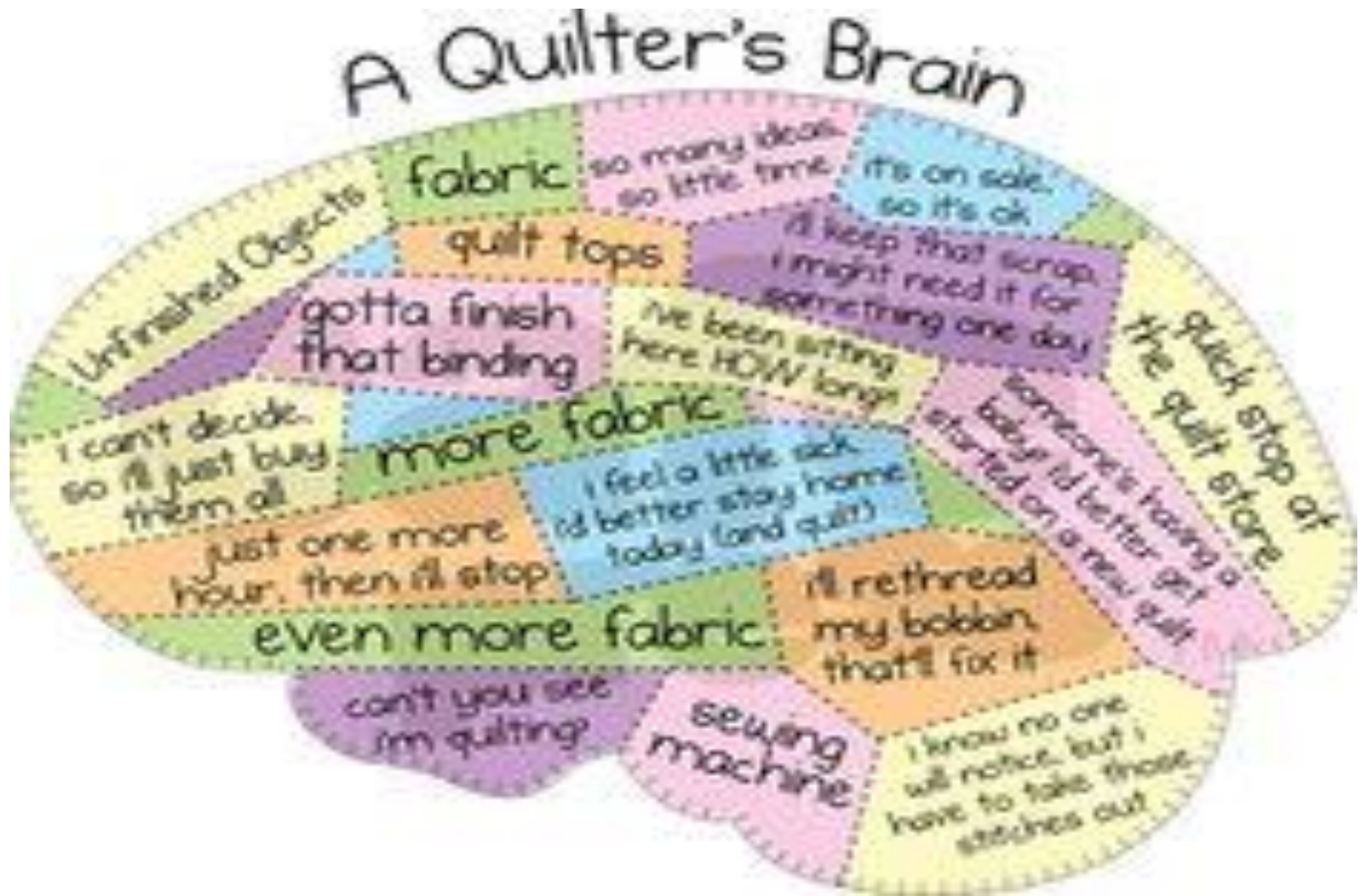
Single Ticket (color varies)= UFO

Dark Blue = Meeting Attendees Gift Certificates

Other

The Wollongong Modern Quilt Guild of Australia reached out to TVQG via Facebook to ask if any of our quilters would be interested in making tree blocks which they will incorporate into quilts for victims of the Australian fires. Here is a link to their Facebook Page which provides further information about their request and how to get the blocks to them.

<https://www.facebook.com/WollongongModernQuiltGuild/>



Birthdays



TVQG would like to extend Happy Birthday wishes to the following quilters:

Michelle Faber	Feb 3rd
Shirley Schultz	Feb 20th
Marilyn Walker	Feb 21st
Cathy Rayner	Feb 25th

Wings has a request

WISH LIST

We can't thank you enough for your kindness and support in 2019! We raised \$15,000 with our end-of-the-year ask! So blessed, and this will be such a big help! We also received so many beds our garage is full! Thank you, thank you!!

Sooo we could really use a few more things!

A full-length couch - preferable something leathery and kid-proof for Faith's apartment.

A loveseat-size couch for our front room - preferably leathery and kid-proof.

We need at least *two working*, not too old, *laptops*. One for the house and one to go on mission to Africa.

We need a *double stroller*, a *crib*, and a *playpen*.

Oddly enough we could also use *one more twin bed!*

If you can help us out, please [email me](#) (or text me at 541-380-3820) a picture. We will pick up and give you a donation letter!

Thank you all for making a difference!

—Allyson Pate

In Stitches Quilting, LLC

Quilting Services

Erin Davis

860 SE 59th Ave.
Hillsboro, OR 97123

503 351-0981
quiltererin06@gmail.com




Sue Capell

503-538-3600

Capellsue@gmail.com

Hand guided overall and
custom quilting since 2004



Coline's Quilting Service
916-719-4923 or 503-902-0116

Coline Simmons
Handguided Longarm Quilter for 18 years

1160 Orchard Lane, Woodburn, Oregon
97071
user569278@aol.co



Victoria Jones
Quilting & Sewing Instructor

503-989-3330
vdjsews@comcast.net



ACE Sewing & Vacuum
Fabric too!

503-598-0122
12185 SW Main St
Tigard, OR 97223
sewingandvacuum@aol.com

503-538-1122
2414 Portland Rd
Newberg, OR 97132
acesewingandvacuum.com

Bernina, Elna, Juki Machines ♦ Riccar, Miele, Sebo, Oreck Vacuums ♦ Handi Quilter



My Turn Long Arm Quilting

Barbara Patton
503.896.1143

MyTurnQuilting@Yahoo.com

For Sale

Angus/Wagyu BEEF

- 100% grass raised & finished. Lean and healthy, no antibiotics or hormones.
- Halves, quarters or hamburger packs available.
- Special price \$2.50/# hanging weight plus butchering costs.

For more info, call Sue Capell 503-538-3600

TVQG 2019 Cooperative Charity Quilt Challenge

TVQG/CARES Northwest Quilt Challenge Details

TVQG's Charity Quilter's group would like to present to our guild members a cooperative quilt challenge program between *King City Senior Village* and TVQG to create a book-themed child quilt to benefit the *CARES Northwest organization*.

Challenge Details

- Quilter picks a book
 - Find a book that you would like to gift to a child.
 - The book may be new or used, as long as it is in good condition.
- Quilter makes a quilt that depicts some element from the book.
 - Your quilt may be as simple or as complex as you choose just as long as it represents even the simplest details from the book, such as a color.
 - Quilt should child-sized (infant through juvenile), with a minimum size of approximately 36" x 40" and a maximum size of 45" x 60".
- Participants will have from May 21, 2019, to the February 18, 2020, General Meetings to complete their project.
- At the February 18, 2020, meeting quilters will be given the opportunity to present their quilt along with the book that inspired it.
- Our Charity Quilter's Team will then take your completed quilt and book set to the King City Senior Village, located at here in King City where it will be included in their onsite Quilt Show.
 - Proposed date for King City Senior Village Quilt show has not been finalized but will be sometime in March or April of 2020.
 - We'll keep you updated with the show dates through our newsletter.
 - King City Senior Village will award 1st, 2nd, 3rd place ribbons to quilts presented in this category.
 - Donated quilts will then be forwarded to CARES Northwest



Blanket Guidelines

We accept blankets made with **NEW, CLEAN, AND WASHABLE** materials in infant, child or teen friendly colors. We accept blankets that are crocheted, quilted, knitted, fleece blankets, or tied comforters.

Note: Blankets that smell of smoke or strong chemicals, or have pet hair on them, or are musty-smelling cannot be accepted as they may produce severe allergic reactions in the children. Rarely, we have had to deem a blanket unacceptable. These blankets are then donated to other charities.

Approximate sizes: (measurements need not be exact)

- Baby blankets: 30" x 36" (minimum size)
- Children's blankets: 42" x 60"
- Teen's blankets: 45" x 72" (maximum size)

Suggested materials:

- 100% cotton fabric
- flannel
- polar fleece
- acrylic yarn

Unsuitable materials:

- denim, tapestry, polyester double knit, felt, vinyl, wool, corduroy, burlap
- wool yarn
- materials that aren't cuddly & soft
- used, soiled or old materials

Important Reminders:

- Batting in quilts should be securely sewn into outer seams.
- If the blanket is tied, anchor it every 4-6 inches and cut ties to 1 inch or less in length.
- Do not attach buttons or similar decorative items to blankets; they can be choking hazards for children.
- Please be sure to **COMPLETE** the construction of your blanket.
- Please remove all pins before turning in your blanket—check, double check and triple check it please. It's better you find that pin and not the child who receives your blanket.

Thank you, from CARES Northwest.



Charm squares to quilt top


CHARMS	ACROSS	DOWN	WIDTH	LENGTH
25	5	5	22.5	22.5
30	5	6	22.5	27
36	6	6	27	27
40	5	8	22.5	36
48	6	8	27	36
49	7	7	31.5	31.5
56	7	8	31.5	36
64	8	8	36	36
80	8	10	36	45
81	9	9	40.5	4.5
99	9	11	40.5	49.5
100	10	10	45	45
120	10	12	45	54
121	11	11	49.5	49.5
144	12	12	54	54
150	10	15	45	67.5
204	12	17	54	76.5
252	14	18	63	81
320	16	20	72	90

Layer cake to quilt top

LAYER CAKE	ACROSS	DOWN	WIDTH	LENGTH
4	2	2	19	19
6	2	3	19	28.5
9	3	3	28.5	28.5
12	3	4	28.5	38
16	4	4	38	38
20	4	5	38	47.5
25	5	5	47.5	47.5
30	5	6	47.5	57
36	6	6	57	57
40	5	8	47.5	76
42	6	7	57	66.5
48	6	6	57	57
54	6	9	57	85.5
63	7	9	66.5	85.5
72	8	8	76	76
81	9	9	85.5	85.5
90	9	10	85.5	95
100	10	10	95	95

SUMMETIME BLOSSOMS BY CYNTHIA BRUNZ DESIGNS

12 ½" square



- A - Cut 4 each 3 ½" x 6 ½" rectangle - white
- B - Cut 4 each 3 ½" x 6 ½" rectangle - blue
- C - Cut 12 each 2" x 2" squares - yellow
- D - Cut 4 each 2" x 2" squares - white

Sew one "C" piece to two opposite sides of rectangle "A"

Sew one "D" piece to each "B" piece on the top left corner

Sew rectangle piece "1" to piece "2"

Sew the 4 units together