



Tualatin Valley Quilt Guild

TVQG NEWSLETTER

August 2019

Inside this Issue:

August Speaker	1
Current Officers & Committees	1
Winter Bazaar	2
Quilting Challenges	2
Membership.....	2
2020 Retreat Dates	2
TVQG Business Cards	3
TVQG Website.....	3
Instructional and Sewing Events	3
TVQG Charity Efforts.....	3
Quilts of Valor	4
Block of the Month	4
Fat Quarter of the Month	4
Door Prizes.....	4
Birthday's.....	5
For Sale	7
Local Quilt Shops.....	7
Shows and Events	8
Round Robin Guidelines.....	15
Charity Quilt Challenge	16

The Tualatin Valley Quilt Guild (TVQG) meets at 7:00pm the third Tuesday of the month January thru November at the King City Clubhouse located at 15245 SW 116th Avenue, King City, OR 97224. Guests are welcome and are asked to pay \$5 at the door.

August Speaker

Cathy Erickson



Fiber Artist, Cathy Erickson made her first quilt in 1996 while waiting for her daughter during dance class. In 2000, Cathy began taking art classes in drawing and graphic design at the local community college. Starting in 2002 Cathy and Margaret Chula created a series of quilts and poetry inspired by the stories and photos of Japanese Americans in internment camps in the 1940's. That work continues to this day. After 2015 Cathy started to make modern quilts and began her series "Baltimore Goes Modern. The quilts in this series use blocks from antique Baltimore Album Quilts as inspiration for modern quilts.

Current Officers & Committees

Officers

President: Cindy Calderwood
Vice President: Sue Capell
Secretary: Carol Springer
Treasurer: Jenice Poff

Committees

Charity:

Betty Murphy
 Vergie Karlson

Membership:

Antoinette Gratteri
 Sarah Poulson

Fat Quarter of the Month:

Kathy Chase

Block of the Month:

Shirley Schultz

Newsletter:

Erin Davis

Correspondence Secretary:

Paula Cash

Historian:

Carol Springer

Facility Liaison:

Sherry Little

Programs:

LoisMarie Mayer

Retreat - Oregon Gardens:

Sue Brim
 Cindy Calderwood
 Kathy Chase

Retreat - Tilikum:

Cathy Harper
 Sue Capell
 Judi Derry

Holiday Bazaar:

Judy Orlandini
 Carol Springer

Publicity and Marketing:

Open

Website:

Carol Springer

Reminder: Please bring the following to our next meeting.

- * BOM and FQ's
- * Name Tag
- * Show and Tell Quilts
- * Charity Donation items



Visit us on Facebook

Winter Bazaar



Just a quick reminder - although November seems like a long way away, it's never too early to start making items for the Winter Bazaar.

Income generated from the Winter Bazaar sales allow us to give back to our community through charitable donations and benefits all our members by allowing us to continue to present high-quality speakers or programs at our monthly meetings. This is the only fundraising event TVQG participates in.

Suggestions for items to sell at the bazaar include table runners, placemats, bags and totes, handcrafted toys, bowl cozies, aprons, all size quilts, (but lap and children's size quilts seem to sell better, possibly because of their affordability), and seasonal items including Christmas ornaments.

Your 2019 Winter Bazaar Coordinators are Judi Orlandini and Carol Springer.

Quilting Challenges

Throughout the year TVQG offers several quilting challenges. These challenges are intended to help increase member's quilting skills and may include making quilts to benefit local charities. They also are quite fun and include prizes.

Cares NW Book & Quilt Challenge

Betty Murphy is heading up a cooperative program between King City Senior Village and TVQG to create a book-themed child quilt to benefit the Cares Northwest organization. Details of this Challenge are posted to our website <https://tvqg.wordpress.com/> and have been included at the end of this newsletter.



UFO Challenge



In November 2018 Quilters began participating this challenge and paid a \$5 fee to join. For every finished UFO (or picture) that they share during the Show and Tell segment at any General Meeting between now and October 2019, they'll earn a drawing ticket. In October three

winning names will be drawn and prizes will be rewarded.

Round Robin Challenge Quilt

Starting in July 2019 and concluding in February 2020. TVQG will offer the opportunity for our quilters to take part in a Round Robin Quilt Challenge. LoisMarie Mayer is the moderator of this popular quilting challenge. Information to participate in this challenge was distributed at the May 2019 General meeting, have been posted at our website <https://tvqg.wordpress.com/>, and are included at the end of this newsletter.



Membership

2019-2020 Membership Year



Membership forms for this year became available as of the May 2019 General Meeting. Yearly dues will remain at \$35. Members may renew their dues starting immediately and should be paid by July, August at the latest. Membership forms are available at the Meeting Check-In desk, at our website <https://tvqg.wordpress.com/>, and are included at the end of this newsletter We're looking forward to having you renew or join TVQG, and are excited to see our membership grow as quilters from our local community join our guild.

2020 Retreat Dates


Dates for the TVQG-sponsored retreats have been finalized and deposits have been sent to both venues.

Next year's three-day Oregon Garden Retreat coordinators are Sue Brim, Cindy Calderwood, and Cathy Chase. This retreat will be held March 13th through March 15, 2020.

Our four-day Tilikum Retreat dates are Thursday, April 23rd through Sunday, April 26, 2020. Our Tilikum Retreat Coordinators are Sue Capell, Cathy Harper, and Judi Derry.

TVQG Business Cards

Because you are a wonderful resource in promoting our guild, a supply of TVQG business cards have been



printed and are available at the Sign-In Desk during our General Meetings. We encourage you to pick up a few to pass out to individuals or business that may want to know more.

TVQG Website

TVQG maintains an active web presence. Our <https://tvqg.wordpress.com/> website contains information for prospective and active members and includes General Meeting minutes, the membership roster, current and past Block-of-the-Month patterns, and a newsletter archive.



Instructional and Sewing Events

There are Sit and Sew Days scheduled throughout the year. It was decided by the board that the \$5 signup fee will be returned to the attendees as a prize drawing rather than providing lunch. But coffee will be made available.

Our next Sit and Sew Day will take place on October 19, 2019. For this Sew Day, we've secured the large Banquet Room at the King City Clubhouse, so we'll have plenty of space to spread out. TVQG Sew Days are not limited to guild members but are open to all quilters within our community that may wish to attend. If you're interested in joining us for the October Sit and Sew, we'll have a sign-up sheet at our General Meeting Check-In table. There's a \$5 fee to hold your spot. We usually have a cutting and an ironing station set up for you to use. We'll distribute additional details on our next Sit and Sew event as it becomes available.

TVQG Charity Efforts

Charity Quilters Sew Days

TVQG Charity Sew Days are open to everyone with no fee to participate. Charity Sew Days take place on the first Monday of every month at the Sherwood Senior Center. Just bring your own sewing machine and project to work on or select a project from their well-stocked Charity

Quilting Closet. **There will be no charity sewing day in September due to the Senior Center being closed on Labor Day.** TVQG's next Charity Quilt Sew Day will take place on October 7, 2019.

Good Neighbor Center

It is suggested that August donation items be school supplies, bedsheets and/or disinfectant spray/wipes though any donation is acceptable. There will be a collection box at the entry to collect all donations.

The Good Neighbor Center (GNC) always needs food, personal grooming supplies, and cleaning products. Our quilters are encouraged to bring in items that GNC may need. Suggested items include personal grooming supplies, non-perishable food items (canned or boxed items, pasta, rice, etc.), paper towels, toilet tissue, cleaning supplies, trash or storage bags, and bedding items (used is OK as long as it's clean and in good shape). If you have any of these items to donate, please bring them to a General Meeting and our Charity Quilters team will deliver the donations for you. Also, if you have completed a quilt, or even a quilt top, that you would like to donate to GNC, please give it to Betty Murphy or Vergie Karlson at the next general meeting.

On August 8th three of our Charity Quilters, Vergie, Betty, and Carol dropped off 24 quilts to the Good Neighbor Center. Along with these quilts, they dropped off clothing, bedding, toys, games, and a large bag of personal grooming supplies. The staff was excited to receive these quilts and even took time out of their busy day to look at each and every one of them. The Good Neighbor Center currently has a full house consisting of ten families including children. One of those families includes a newborn, which will immediately receive a quilt. The folks there wanted to make sure we let our quilters know how much they appreciate the generous donations they receive from TVQG.

Here is a link directly to a video of the quilts that were donated. <https://tvqg.wordpress.com/charity-quilting-2/#gnc082019>

CARES Northwest

CARES NW helps children who are abused or neglected by providing them with a quilt. Their mission is to stop child abuse and neglect through multidisciplinary prevention, medical evaluation, and ongoing treatment in partnership with the community. If interested in helping, their website at <http://www.caresnw.org/>.

Days for Girls

TVQG has adopted Days for Girls as an ongoing charity to support. Their organization provides lasting hygiene solutions, health education, and income-generation opportunity to girls in Sub-Saharan Africa, India, and the rural areas of Brazil. For more information about Days for Girls, contact their Portland Chapter at portlandor@daysforgirls.org or call 503-550-0516, or reach out to Sherry Little.

Quilts of Valor



TVQG maintains an active Quilts of Valor sewing group. Our group strives to complete two quilts a year. When announced, QOV Sew Days take place on a Saturday, starting at 10:30 am, and are usually held at Ace Sew and Vacuum in Newberg. If you are interested in joining please let LoisMarie Mayer know, her email is lov2kwilt@aol.com.

Block of the Month

August Block of the Month

TVQG members are invited to make the Tick, Tack Toe as the August 2019 Block of the Month. Instructions to make this block are available in the [member's](#)



[only area](#) of TVQG's webpage or at the end of this newsletter. It's suggested this block be made using your choice of colored fabrics with white for the background. We'll hold a drawing for the blocks at our August 20, 2019, General Meeting.

Fat Quarter of the Month

August Fat Quarter Theme

At each general meeting, our quilters bring in various themed fat quarters. For each Fat Quarter brought in the quilter receives a raffle ticket. For August, the theme is **Desert Blooms**. It can include cactus, sand, rocks, solids, rust.

Here's a list of future Fat Quart themes:

September 2019: ocean breeze - batik or prints

October 2019: golden pumpkins – oranges, yellows, Halloween

November 2019: Fall - woods, leaves, trees, and solids

January 2020: Blizzards - snow

February 2020: Hearts galore

March 2020: Garden delights - vegetables

April 2020: Mother Goose

May 2020: Spring flowers

June 2020: Barnyard critters

Door Prizes

Each month two \$20 gift certificates are awarded to quilters attending the General Meeting. Everyone attending the meeting, guests included, will receive a ticket for the drawing. Members may earn a second ticket for the drawing, just by wearing their nametag.

Ticket Colors:

Blue = Fat Quarter

Red = Block of the Month

Single Ticket (color varies)= UFO

Dark Blue = Meeting Attendees Gift Certificates

Birthday's

TVQG would like to extend Happy Birthday wishes to the following quilters:

Judy Kilgore..... Aug 2nd
Jenice Poff..... Aug 5th
Christina Russell..... Aug 8th
Sherry Little..... Aug 13th
Becky Knopp..... Aug 24th
Barbara Williamson..... Aug 24th
Pam Doherty..... Aug 29th



Yardage for quilt backing fabric

TWIN	
Size (w x l)	Yardage
59 X 84	5 1/4
59 X 95	5 3/4
63 X 87	5 1/4
63 X 97	5 7/8
67 X 89	5 1/2
67 X 99	6
71 X 91	5 1/2
71 X 101	6
75 X 93	5 5/8
75 X 103	6 1/4
79 X 95	7 1/4
79 X 105	7 1/4

DOUBLE	
Size (w x l)	Yardage
74 X 85	5 1/4
74 X 95	5 3/4
78 X 87	7 1/8
78 X 97	7 1/8
82 X 89	7 1/2
82 X 99	7.5
86 X 91	7 3/4
86 X 101	7 3/4
90 X 93	8 1/8
90 X 103	8 1/8
94 X 95	8 1/2
94 X 105	8 1/2

QUEEN	
Size (w x l)	Yardage
80 X 90	7 1/4
80 X 100	7 1/4
84 X 92	7 5/8
84 X 102	7 5/8
88 X 94	8
88 X 104	8
92 X 96	8 1/4
92 X 106	8 1/4
96 X 98	8 5/8
96 X 108	8 5/8
100 X 100	9
100 X 110	9

KING	
Size (w x l)	Yardage
96 X 90	8 1/8
96 X 100	8 5/8
100 X 92	8 1/4
100 X 102	9
104 X 94	8 1/2
104 X 104	9.25
108 X 96	8 5/8
108 X 106	9 1/2
112 X 98	8 3/4
112 X 108	9 5/8
116 X 100	10 1/4
116 X 110	10 1/4

For Sale

Angus/Wagyu BEEF. 100% grass raised & finished. Lean and healthy, no antibiotics or hormones. Halves, quarters or hamburger packs available.

Special Price \$2.50/# hanging weight plus butchering costs. For more info, call Sue Capell 503-538-3600

Local Quilt Shops

The Cotton Cure
133 SE 3rd Avenue
Hillsboro, OR 97123



Debs Quilting

Located at
1214- 3rd St
Lafayette, OR
(971) 267-6096

[Deb's Quilting Facebook Link](#)



Cedar Ridge Quilts

19045 S Beaver Creek Rd.
Oregon City, OR 97045
503-908-1398

Hours: 10 to 5 Tuesday - Saturday.
Closed Sunday & Monday

[Cedar Ridge Quilts Website](#)

YOU KNOW YOU'RE A
QUILTER
WHEN YOU ASK YOUR
CHILDREN IF THEY WANT A
SANDWICH CUT IN
HALF-SQUARE TRIANGLES OR
QUARTER-SQUARE TRIANGLES

Online Quilting Classes, Watch Anytime.

Shows and Events

QUILTS: A SYMPHONY OF COLOR

*Mt. Hood Quilt Guild Presents
Our 2nd Biennial Show*

**Friday, September 13, 2019
10:00am - 7:00pm**

**Saturday, September 14, 2019
10:00am - 4:00pm**

**Oregon National Guard Armory
544 NE Division St., Gresham, OR**

ADMISSION \$5.00

**Quilts - Boutique - Raffle Quilt
Little Quilt Silent Auction**

For more information, contact Tomme Fent, Quilt Show Chair
(503) 674-4464 or tommequilts@gmail.com

Yamhill County Historical Society presents

Treasures in the Attic

Quilt Show, Appraisal Faire & Vintage Market

September 21, 2019

Saturday 10-5



150+ New & Antique Quilts, with Special "Crazy Quilts" Display including the Willamina Murder Quilt

Appraisal Faire with Oral Evaluation by Local Experts

Vintage Toys, Dolls, Musical Instruments and Novelties

Vendors • Quilt Raffle • Food • Sawmill & Blacksmith Demos

Bed Turning 10:30-11:00am and 11:30-12:00pm by quilt historian Donna Hulett
 "19th Century Crazy Quilts" by quilt historian Rachel Greco 12:30-2 pm
 Music by the Old Time Fiddlers 2-4 pm

*What's hiding
in your attic?*

Oral evaluations by
local experts
\$5 donation per item

\$5 Admission • Kids 6 & Under FREE
Indoors • FREE parking

**BRING THIS POSTCARD
for**

\$1 off admission price

Yamhill Valley Heritage Center

McMinnville, 11275 SW Durham Ln.
(Corner of Hwy 58 & Durham Ln.)



For more info, contact events@YamhillCountyHistory.org or call (503) 434-0490



If you Sew and/or Quilt,
Join God's Mission to
"Wrap Teens In Love Quilting Group"



Sunset Presbyterian will be serving teens that are homeless.

When: 1st & 3rd Thursdays starting April 4th

Where: Room 201/203

Time: 9:30am – 2:30pm

Use the entrance on the East side of the church. Elevator is on your left just inside entrance.

Bring: A sack lunch, sewing machine if you have one and basic sewing supplies.

Questions? Contact Dottie Cole at 503-646-8455 or 503-887-3733 (ok to text)

Come join the fun & fellowship as your calendar allows.

In Stitches Quilting, LLC

Quilting Services

Erin Davis

860 SE 59th Ave.
Hillsboro, OR 97123

503 351-0981
quiltererin06@gmail.com



Sue Capell

503-538-3600

Capellsue@gmail.com

**Hand guided overall and
custom quilting since 2004**



Coline's Quilting Service

916-719-4923 or 503-902-0116



Coline Simmons

Handguided Longarm Quilter for 18 years



1160 Orchard Lane, Woodburn, Oregon
97071

user569278@aol.co

Victoria Jones

Quilting & Sewing Instructor

503-989-3330


vdjsews@comcast.net



Use colors of your choosing - except please use white for background

Tick Tack Toe

This makes a 12" block!



Please abide by the [Terms and Conditions of use!](#) :o)

** Preparing the Pieces and Sewing the Block **

your choice



Start by cutting the Color 1 1-1/2" x 18" strip into twelve 1-1/2" squares...

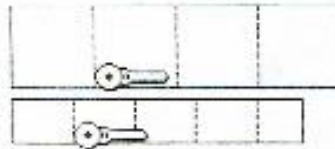


Then cut the Color 2 1-1/2" x 28" strip into eight 1-1/2" x 3-1/2" rectangles...




Cut the Color 2 1-1/2" x 20" strip into eight 1-1/2" x 2-1/2" rectangles...

white



Now cut the Color 3 4-1/2" x 18" strip into four 4-1/2" squares...

Cut the Color 3 2-1/2" x 16-1/2" strip into four 2-1/2" x 3-1/2" rectangles and one 2-1/2" square...



Now sew (using a 1/4" seam now and throughout the rest of the block-making) a Color 1 1-1/2" square to each end of six Color 2 1-1/2" x 2-1/2" rectangles. Press seams towards the center...



Sew Color 2 1-1/2" x 3-1/2" rectangles to the sides of the four 2-1/2" x 3-1/2" Color 3 rectangles, pressing seams to the outside...



Next sew a square/short rectangle combo strip to the top of each unit from the step above as shown at left. Press seams towards top strips. Make four of these Side Units...on to Page 2!

©Jan 16 2005 Marcia Hohn



Traditional Block

<http://www.quilterscache.com>

Tick Tack Toe - Page 1

TUALATIN VALLEY QUILT GUILD

2019-2020 Membership Registration Form



New Member
 Current Member
 Former Member

Name: _____ Birthday (Month/Day): _____

Email address (Necessary to receive newsletter, information, announcements and current happenings)

Address: _____

City: _____ State: _____ Zip: _____

Phone(s): _____ Mobile: _____

Emergency Contact Name: _____ Phone: _____

**All personal information is kept within the Guild. We do not sell address lists.*

Please indicate your areas of interest

- | | | |
|---|--|---|
| <input type="checkbox"/> Block of the Month | <input type="checkbox"/> Historian | <input type="checkbox"/> Quilt Shows |
| <input type="checkbox"/> Board Position | <input type="checkbox"/> Internet Research | <input type="checkbox"/> Quilts of Valor |
| <input type="checkbox"/> Charity Quilting | <input type="checkbox"/> Long Arm Quilter | <input type="checkbox"/> Retreat |
| <input type="checkbox"/> Committee Position | <input type="checkbox"/> Make Sales and Bazaar Items | <input type="checkbox"/> Sit and Sew |
| <input type="checkbox"/> Correspondence Secretary | <input type="checkbox"/> Marketing/Publicity | <input type="checkbox"/> Small Group Events |
| <input type="checkbox"/> Fundraising | <input type="checkbox"/> Membership | <input type="checkbox"/> Teacher/Instructor |
| <input type="checkbox"/> Facility Liaison | <input type="checkbox"/> Newsletter | <input type="checkbox"/> Website |
| <input type="checkbox"/> Greeter | <input type="checkbox"/> Programs | <input type="checkbox"/> Other _____ |

List any special interests, talents or skills that you have: _____

List any suggestions you have for making the Guild what you would like it to be: _____

Dues are \$35 annually. Membership year runs July 1st through June 30th.

If joining or renewing membership mid-year, dues are pro-rated as follows:

- \$35.00 membership fee when joining or renewing July 1st through December 31st
- \$17.50 membership fee when joining or renewing after January 1st
- Non-member guest fee: \$5.00 per meeting

Checks should be made out to: **Tualatin Valley Quilt Guild (TVQG)**

Completed forms and payment may be presented at General Meetings
or mailed to P.O. Box 154, Sherwood, OR 97140

This box is for TVQG Membership use

Date Paid: _____

Paid by: Check No. _____

Cash Other _____

Date Funds to Treasurer _____

Roster Updated _____

Distribution List Updated _____

Other/Notes _____



TVQG 2019 Quilt Challenge

Round Robin Guidelines

What is a round-robin quilt?

It's a medallion quilt that is composed of a center block surrounded by a series of borders. How do you end up with a completed quilt top? Each quilter makes a center block. The center block can measure no more than 18". It can be square or rectangular.

Note: change from last month's instructions: At the July meeting boxes for each participating member's center block will be given out. They will be returned at the August meeting and then passed on to the next member.

The center block will be brought to our **August 20, 2019** meeting. It will then be collected by LoisMarie and be given a number. No names will appear on the box...it is a secret whose block each member is working on. If the quilter who made the center block wants certain fabric to be used it can be included in the box.

At each meeting over the next 5 months, the boxes will be given out to a member of the "Round Robin" exchange for a new border to be added. Each border must be between 4" to 6" wide. Each quilter will pick the design for the border they are working on. These borders can be pieced, appliquéd or embellished.

After the final border is added, the quilt top is returned to the center square maker to finish the quilt. The challenge is each quilter will be designing and putting a border on each quilt. The exciting part is the maker of the center block does not see her block until the final border has been added to it.

The center block quilter may include some fabric with the center block for members to use on the quilt top. As the quilt is passed on to next "Round Robin" quilter be sure to pass any of the fabrics that the medallion quilter included in her box.



TVQG 2019 Cooperative Charity Quilt Challenge

TVQG/CARES Northwest Quilt Challenge Details

TVQG's Charity Quilter's group would like to present to our guild members a cooperative quilt challenge program between *King City Senior Village* and TVQG to create a book-themed child quilt to benefit the *CARES Northwest organization*.

Challenge Details

- Quilter picks a book
 - Find a book that you would like to gift to a child.
 - The book may be new or used, as long as it is in good condition.
- Quilter makes a quilt that depicts some element from the book.
 - Your quilt may be as simple or as complex as you choose just as long as it represents even the simplest details from the book, such as a color.
 - Quilt should child-sized (infant through juvenile), with a minimum size of approximately 36" x 40" and a maximum size of 45" x 60".
- Participants will have from May 21, 2019, to the February 18, 2020, General Meetings to complete their project.
- At the February 18, 2020, meeting quilters will be given the opportunity to present their quilt along with the book that inspired it.
- Our Charity Quilter's Team will then take your completed quilt and book set to the King City Senior Village, located at here in King City where it will be included in their onsite Quilt Show.
 - Proposed date for King City Senior Village Quilt show has not been finalized but will be sometime in March or April of 2020.
 - We'll keep you updated with the show dates through our newsletter.
 - King City Senior Village will award 1st, 2nd, 3rd place ribbons to quilts presented in this category.
 - Donated quilts will then be forwarded to CARES Northwest

The CARES Northwest organization is one of the various charities TVQG quilters support. Carens Northwest helps children who are abused or neglected by providing them with a quilt. Their mission is to stop child abuse and neglect through multidisciplinary prevention, medical evaluation, and ongoing treatment in partnership with the community. To find additional information about CARES NW visit their website at <http://www.caresnw.org/>.