



Tualatin Valley Quilt Guild

Inside this Issue:

- June Speaker 1
- Elections Results 1
- Winter Bazaar 2
- Quilting Challenges 2
- Membership..... 2
- 2020 Retreat Dates 2
- TVQG Business Cards 2
- Treasurer’s Report 3
- TVQG Website..... 3
- Instructional and Sewing Events 3
- TVQG Charity Efforts..... 3
- Quilts of Valor 3
- Block of the Month 4
- Fat Quarter of the Month 4
- Door Prizes..... 4
- Birthday’s..... 4
- Of Interest to Quilters..... 5
- Local Quilt Shops..... 6
- Shows and Events 7
- Quilting-Related Services 12
- Membership Form 13
- BOM Instructions 14
- Round Robin Guidelines..... 15
- Charity Quilt Challenge 16

June Speaker



TVQG’s June Speaker is Lori DeJarnatt. Here’s what Lori has to say about herself *“I took my first quilt class in 1993 and have been quilting ever since. I am inspired by vintage quilts but I cannot afford to purchase every antique quilt I come across. I’ve started to reproduce them. It seems to be my favorite style, although mini’s, two color quilts, patriotic, and wool appliqué rank high on my favorites list as well.”*

Lori has been an active blogger for ten years at humblequilts.blogspot.com and has hosted several quiltalongs, which are very popular. When she’s not quilting she can be found outside running, hiking, camping, and says *“I’ve even been known to jump out of perfectly good airplanes! (I had a parachute, of course!)”* Lori lives with her husband and a 4-legged running companion, and has 2 grown children.

Elections Results

Officers

- President:** Cindy Calderwood
- Vice President:** Sue Capell
- Secretary:** Jenice Poff
- Treasurer:** Michelle Faber

Committees

Charity:

- Betty Murphy
- Vergie Karlson

Membership:

- Antoinette Gratteri
- Sarah Poulson

Fat Quarter of the Month:

- Melanie Sagebear

Block of the Month:

- Open

Newsletter:

- Erin Davis

Correspondence Secretary:

- Paula Cash

Historian:

- Michelle Faber
- Melanie Sagebear

Facility Liaison:

- Sherry Little

Programs:

- LoisMarie Mayer

Retreat - Oregon Gardens:

- Sue Brim
- Cindy Calderwood
- Kathy Chase

Retreat - Tilikum:

- Cathy Harper
- Sue Capell
- Judi Derry

Holiday Bazaar:

- Judy Orlandini
- Carol Springer

Publicity and Marketing:

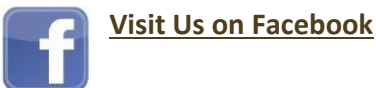
- Open

Website:

The Tualatin Valley Quilt Guild (TVQG) meets at 7:00pm the third Tuesday of the month January thru November at the King City Clubhouse located at 15245 SW 116th Avenue, King City, OR 97224. Guests are welcome and are asked to pay \$5 at the door.

Reminder: Please bring the following to our next meeting.

- * BOM and FQ’s
- * Name Tag
- * Show and Tell Quilts
- * Charity Donation items



Carol Springer

Winter Bazaar



Just a quick reminder - although November seems like a long way away, it's never too early to start making items for the Winter Bazaar.

Income generated from the Winter Bazaar sales allow us to give back to our community through charitable donations and benefits all our members by allowing us to continue to present high-quality speakers or programs at our monthly meetings. This is the only fundraising event TVQG participates in.

Suggestions for items to sell at the bazaar include table runners, placemats, bags and totes, handcrafted toys, bowl cozies, aprons, all size quilts, (but lap and children's size quilts seem to sell better, possibly because of their affordability), and seasonal items including Christmas ornaments.

Your 2019 Winter Bazaar Coordinators are Judi Orlandini and Carol Springer.

Quilting Challenges

Throughout the year TVQG offers several quilting challenges. These challenges are intended to help increase member's quilting skills and may include making quilts to benefit local charities.

Cares NW Book & Quilt Challenge

At our General Meeting, Betty Murphy announced a cooperative program between King City Senior Village and TVQG to create a book-themed child quilt to benefit the Cares Northwest organization. Details of this Challenge are posted to our website <https://tvqg.wordpress.com/> and have been included at the end of this newsletter.



UFO Challenge



In November 2018 Quilters began participating this challenge and paid a \$5 fee to join. For every finished UFO (or picture) that they share during the Show and Tell segment

at any General Meeting between now and October 2019, they'll earn a drawing ticket. In October three winning names will be drawn and prizes will be rewarded.

Round Robin Challenge Quilt

Starting in July 2019 and concluding in February 2020. TVQG will offer the opportunity for our quilters to take part in a Round Robin Quilt Challenge.



LoisMarie Mayer is the moderator of this popular quilting challenge. Information to participate in this challenge was distributed at the May 2019 General meeting, have been posted at our website <https://tvqg.wordpress.com/>, and are included at the end of this newsletter

Membership

2019-2020 Membership Year




Membership forms for next year became available as of the May 2019 General Meeting. Yearly dues will remain at \$35. Members may renew their dues starting immediately and should be paid by July, August at the latest. Membership forms are available at the Meeting Check-In desk, at our website <https://tvqg.wordpress.com/>, and are included at the end of this newsletter We're looking forward to having you renew or join TVQG, and are excited to see our membership grow as quilters from our local community join our guild.

2020 Retreat Dates

Dates for the TVQG-sponsored retreats have been finalized and deposits have been sent to both venues. Next year's three-day Oregon Garden Retreat coordinators are Sue Brim, Cindy Calderwood, and Cathy Chase. This retreat will be held March 13th through March 15, 2020. Our four-day Tilikum Retreat dates are Thursday, April 23rd through Sunday, April 26, 2020. Our Tilikum Retreat Coordinators are Sue Capell, Cathy Harper, and Judi Derry.

TVQG Business Cards

Because you are a wonderful resource in promoting our guild, a supply of TVQG business cards have been printed and are available at the Sign-In Desk during our General Meetings. We encourage to pick up a few to pass out to individuals or business that may want to know more



about us.

Treasurer's Report



TVQG's Treasurer, Michelle Faber reports after paying retreat-related and other operating expenses as of June 4th, TVQG has a Treasury Balance of \$5,662.16.

TVQG Website

TVQG maintains an active web presence. Our website, <https://tvqg.wordpress.com/> contains information for prospective and active members and includes General Meeting minutes, the membership roster, current and past Block-of-the-Month patterns, and a newsletter archive.



Instructional and Sewing Events

TVQG has booked the multi-purpose room at the King City Clubhouse on July 20th for a hands-on instructional quilting workshop. There is a \$5 fee to attend this TVQG-sponsored community event. The sign-up sheet for this workshop is available at the General Meeting sign-in table.

TVQG events are always open for everyone in the community to attend.

TVQG Charity Efforts

Charity Quilters Sew Days

TVQG Charity Sew Days are open to everyone with no fee to participate. Charity Sew Days take place on the first Monday of every month at the Sherwood Senior Center. Just bring your own sewing machine and project to work on or select a project from their well-stocked Charity Quilting Closet. TVQG's next Charity Quilt Sew Day will take place Monday, July 1, 2019.

Good Neighbor Center

The Good Neighbor Center (GNC) always needs food, personal grooming supplies, and cleaning products. Our quilters are encouraged to bring in items that GNC may need. Suggested items include personal grooming supplies, non-perishable food items (canned or boxed items, pasta, rice, etc.), paper towels, toilet tissue, cleaning supplies, trash or storage bags, and bedding items (used is OK as long as it's clean and in good shape). If you have any of these items to donate, please bring them to a General Meeting and our Charity Quilters team will deliver the donations for you. Also if you have completed a quilt, or even a quilt top, that you would like to donate to GNC, please give it to Betty Murphy or Vergie Karlson at the next general meeting.

CARES Northwest

CARES NW helps children who are abused or neglected by providing them with a quilt. Their mission is to stop child abuse and neglect through multidisciplinary prevention, medical evaluation, and ongoing treatment in partnership with the community. If interested in helping, their website at <http://www.caresnw.org/>.

Days for Girls

TVQG has adopted Days for Girls as an ongoing charity to support. Their organization provides lasting hygiene solutions, health education, and income-generation opportunity to girls in Sub-Saharan Africa, India, and the rural areas of Brazil. For more information about Days for Girls, contact their Portland Chapter at portlandor@daysforgirls.org or call 503-550-0516, or reach out to Sherry Little.

Quilts of Valor



TVQG maintains an active Quilts of Valor sewing group. Our group strives to complete two quilts a year. When announced, QOV Sew Days take place on a Saturday, starting at 10:30 am, and are usually held at Ace Sew and Vacuum in Newberg. If you are interested in joining please let LoisMarie Mayer know, her email is lov2kwilt@aol.com.

One of our members, Christine just completed this beautiful QOV Quilt.



Block of the Month



June Block of the Month

TVQG members are invited to make the Everything Equal block as the June 2019 Block of the Month. Instructions to make this block are available in the [member's only area](#) of TVQG's webpage or at the end of this newsletter.

It's suggested this block be made using a low-volume light-colored fabric for the background and be combined scrappy bright colored fabrics. We'll hold a drawing for the blocks at our June 18, 2019, General Meeting.

Fat Quarter of the Month

June Fat Quarter Theme

At each general meeting, our quilters bring in various themed fat quarters. For each Fat Quarter brought in the quilter receives a raffle ticket. For June the theme is **Anything Batik**.



Here's a list of the Fat Quart themes for the upcoming year:

July 2019: stars and stripes - reds, whites, blues

August 2019: desert blooms - cactus, sand, rocks, solids or rusts

September 2019: ocean breeze - batik or prints

October 2019: golden pumpkins – oranges, yellows, Halloween

November 2019: Fall - woods, leaves, trees, and solids

January 2020: Blizzards - snow

February 2020: Hearts galore

March 2020: Garden delights - vegetables

April 2020: Mother Goose

May 2020: Spring flowers

June 2020: Barnyard critters

Door Prizes

Each month two \$20 gift certificates are awarded to quilters attending the General Meeting. Everyone attending the meeting, guests included, will receive a ticket for the drawing. Members may earn a second ticket for the drawing, just by wearing their nametag.

Ticket Colors:

Blue = Fat Quarter

Red = Block of the Month

Single Ticket (color varies)= UFO

Dark Blue = Meeting Attendees Gift Certificates

Birthday's

TVQG would like to extend Happy Birthday wishes to the following quilters:

Kathy Graham June 9th
 Sally Johnson June 10th
 Rhonda Shoop..... June 14th
 Sarah Poulsen June 20th
 Sylvia Richen..... June 20th
 Sue McGuire..... June 24th
 Claire Sheldon..... June 29th
 Lily O'Rielly June 29th



Of Interest to Quilters

Eliminate Frustration When Sewing on Minky

We love the feel of Minky fabrics. They are so cuddly, warm, and perfect for snuggling! It's a wonderful fabric for quilts, but we frequently hear, "If only it were easier to sew with!" Never fear, there are ways to make sewing with Minky fabrics less of a challenge. Below are several tips we've found to make your sewing experience more enjoyable.

Lose the Fluff

Minky fabrics tend to have a lot of fuzz. If you've ever cut it with a rotary cutter or scissors, you're well aware of the leftovers that cling to your blouse. A friend told me that she's going to save all the fluff from the cut Minky and make a Halloween costume out of it. By keeping a lint roller at hand or a portable vacuum, you'll be able to clean your cutting area and yourself right after cutting. Give the fabric a good shake outside to shake loose any stragglers. Throwing it in the dryer on air fluff with a damp wash cloth for a few minutes is also a way to get rid of the fuzz.

Pin like Crazy

Pins are your best friend with this type of fabric. Go overboard with pins. Minky behaves best when pins are placed 1-1.5" apart.

Use a #90/14 Topstitch Needle

Minky fabric is thicker than quilting cotton fabric. Thicker fabric tends to be more abrasive on the needle and thread. Quilting with a #90/14 Topstitch needle helps protect the thread and resists thread shredding and breaking. The Topstitch needle style has a longer eye and deeper groove that give the top thread more room, resulting in less stress and tension.

Sew with a Strong, Low-Lint Thread

When you are piecing or sewing Minky fabric pieces together, a strong and low-lint thread will help keep the stitches tight and secure. So Fine! is our favorite thread to use when sewing pieces of Minky fabric together as well as quilting on Minky. It's strong, smooth, and blends very well, so there's no bulk at the seams.

Use a Walking Foot

Do not stretch Minky fabric while you sew or quilt. Using a walking foot as you stitch helps maintain even pressure and avoids stretching. The walking foot also prevents slippage as you stitch. Lengthen your stitch to 3.0-3.5 mm.

Understand the Nap

Not the fun nap where you close your eyes and dream of all the quilts you're going to make. The nap of a fabric is the direction of its pattern, but in Minky's case, it's the direction of the texture. If you iron Minky it can ruin the nap, so we don't recommend ironing. Another fun fact is Minky doesn't stretch lengthwise, it stretches on the crosswise grain and bias. Be sure you have your stretch in the right direction prior to stitching to avoid blocks that don't flow well and points that don't meet.

Use a Rotary Cutter

It's so much easier to cut Minky with a rotary cutter. Rotary cutters ensure precise, even cuts. Keep in mind the nap when cutting!

Clean your Machine

It's a definite must to clean your machine after you've finished sewing with Minky. If you don't, you're going to have a fur ball or a linty monster on your hand. If you see your stitch quality start to deteriorate mid-sewing, it's a great idea to stop and clean your machine. It may be helpful to change out your needle too.

Local Quilt Shops

The Cotton Cure
133 SE 3rd Avenue
Hillsboro, OR 97123



Debs Quilting

Located at
1214- 3rd St
Lafayette, OR
(971) 267-6096

[Deb's Quilting Facebook Link](#)



Cedar Ridge Quilts

19045 S Beaver Creek Rd.
Oregon City, OR 97045
503-908-1398

Hours: 10 to 5 Tuesday - Saturday.
Closed Sunday & Monday

[Cedar Ridge Quilts Website](#)



Shows and Events

Heart of the Basin Quilt Show

"Quilts from the Heart"



*Featured Quilter
Carole Bowen*



July 27 & 28, 2019
Sat 9 - 5 Sun 9 - 3
Klamath Falls, Oregon
at corner of 8th & High Street
Sacred Heart Gym & Parish Hall



Raffle Quilt
Kathy Skelton Remembrance Display



Daily admission \$5
children 12 & under free

Entry form available online
Final quilt entry date: July 10th
www.heartofthebasin.com

Traditional, Modern & Art Quilts,
 Vendors,
 Raffle Quilt,
 Raffle Baskets,
 Challenge Quilts,
 Bed Turning by Nell Mathern,
 Resist Fabric Painting
 Demonstrations by Colleen Pelfry,
 Kids Treasure Hunt &
 Food Vendor onsite



Raffle of a print of "Country Roads" by Joanne Baeth

Heart of the Basin Quilt Guild would like to invite your guild members and your friends to our quilt show. It will be July 27 & 28th, 9 - 5 on Saturday and 9 - 3 on Sunday, at the Sacred Heart Parish and Gym at the corner of 8th and High streets in downtown Klamath Falls, OR. We will be displaying many traditional, modern and art quilts. There will be Vendors, a Raffle Quilt, Raffle Baskets, Challenge Quilts, and a Bed Turning display by Nell Mathern, Resist Fabric Painting Demonstrations by Colleen Pelfry, a Kid's Treasure Hunt and more! There will be a food vendor on site. The daily admission is \$5, and children 12 and under are free. For more information visit www.heartofthebasin.com.



Coffee Creek Quilters Annual Fabric Sale & Fundraiser

Saturday, July 27, 2019

8 am – 2 pm

Everything reduced to half price from noon to 2:00 pm

St Francis Episcopal Church, Parish Hall

8818 NE Miley Rd, Wilsonville, OR
(From I-5, Charbonneau Exit)

- ↳ Quilting fabrics*
- ↳ Quilt kits
- ↳ Patterns
- ↳ UFOs
- ↳ Tools
- ↳ Notions
- ↳ Books
- ↳ Sewing machines

* Flat folds priced at \$12/lb
Fat quarters priced at 25¢/fat quarter



Cash, checks, credit cards accepted

All proceeds from sales will go
to support the CCQ program

Quilting to change women's lives, in prison and beyond

For more information about Coffee Creek Quilters
go to: www.coffeecreekquilters.org



Garfield Skip-a-Week Quilt Club Annual Quilt Show

July 26th & 27th, 2019

10 am - 4 pm

Estacada First Baptist Church
29101 SE Eagle Creek Rd.
Estacada, OR 97023

Welcoming
New
Members

Quilts
for Sale

Fabric,
Notions, Books
for Sale

Door
Prizes

Pat Gather

Featured
Quilter



70 x 72

"Skip A Week Sampler"

Opportunity Quilt

Refreshments

Support
Oregon's Oldest
Charitable
Quilt Club

Quilt
Documentation
(As Part of the Oregon Quilt
Project)

Free Admission
Donations Appreciated

Information:

Maric: 503-630-2724

Marsha: 503-631-2386

email - garfieldskipaweek@gmail.com

Visit Garfield-Grange.com for a Valuable Coupon

Like Us and Follow us on Facebook: Garfield Skipaweek

Quilting Inspiration!

Each Shop has created a 6" block and a small project using their block – designed to inspire you. Most – if not all – shops will have kits available so you can make each project that you fall in love with! **Be sure to vote for your favorite block and your favorite project before you turn in your Passport.**

Make a Quilt!

Our theme for this event – is Let Freedom Ring. Collect all nineteen blocks and the setting instructions to make the quilt!

It's the perfect way to create a memory of all the fun you've had on the shop hop. **The Setting Instructions for the Quilt are on the StitchesShopHops.com website until July 1st.**

Shop Hop Fabrics

Patriotic Fabrics in Red, White and Blue from Studio E

We are partnering once again with Northwest Oregon Quilts of Valor. Instructions for donating your completed blocks, a quilt top or a completed quilt (if you would like to do so) – available on the website.

The "official" Shop Hop Fabrics are pictured in full color on the website

Visit StitchesShopHops.com for color images of the fabrics

Driving Directions to every Shop are available for download: StitchesShopHops.com

53 Quilty Prizes!

The Grand Prize – A Sewing Machine Cart Filled with All sorts of Quilting Treasures

- 1st Prize: A Tote Bag of Quilty Treasures \$300.00 value
- 2nd Prize: A Tote Bag of Quilty Treasures \$250.00 value
- 3rd Prize: A Tote Bag of Quilty Treasures \$200.00 value
- 4th Prize: Gift Certificate (1 per Shop) \$50.00 value

Can't finish? - The Second Chance Prize \$200.00 value

In Store Drawing - \$25.00 value
1 winner in each shop (drawn by the shops)

Shop Hop Selfie Prizes

10 FQ Bundles – 1 per winner
Shop Hop Selfies taken at shops and posted to the Stitches Shop Hop FB Page during the event
Shop Hop Selfie must show – the Passport, the location of the picture and your smiling face.

Post your Selfies to:
www.Facebook.com/StitchesShopHops

Just a few Rules

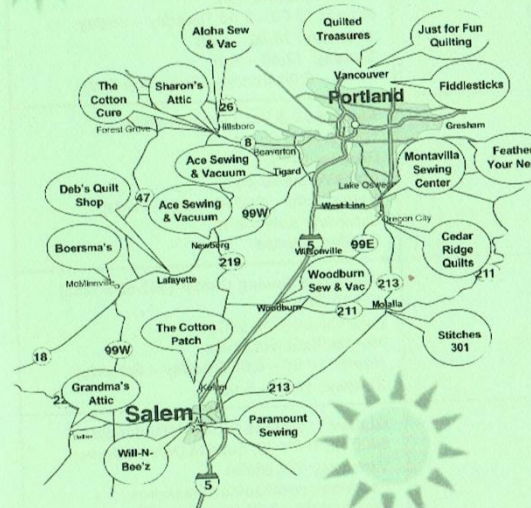
1. Make sure both your name and **complete contact information** are on your Passport (and printed clearly).
2. Passport and In-Store Drawings are for Shop Hoppers 12 and older.
3. Shop Hopper **must be physically present** to have passport stamped.
4. Visit each shop and receive a pattern and the fabric to complete (1) - 6" (finished) block.
5. Vote for your favorite Block and your favorite Project.
6. Turn the Passport in at your last shop - **even if you haven't finished – you could win the Second Chance Prize.** Want to keep a copy? Download a copy from the website or ask the shop for a fresh one you can keep.
7. Shop Hop News posted at StitchesShopHops.com and Facebook.com/StitchesShopHops

Facebook: @ StitchesShopHops
Website: StitchesShopHops.com

Sunshine and Stitches™ Shop Hop

June 1 - 15, 2019

Let Freedom Ring



My Passport

Please print clearly

if we can't read your information (or it's not complete) – we can't let you know if you've won a prize

Name	
Address	
City	
ST / Zip	
Phone	
Email	
<input type="checkbox"/> Add me to the email list <input type="checkbox"/> I'm already on the list <input type="checkbox"/> No thanks	

If you Sew and/or Quilt,
Join God's Mission to
"Wrap Teens In Love Quilting Group"



Sunset Presbyterian will be serving teens that are homeless.

When: 1st & 3rd Thursdays starting April 4th

Where: Room 201/203

Time: 9:30am – 2:30pm

Use the entrance on the East side of the church. Elevator is on your left just inside entrance.

Bring: A sack lunch, sewing machine if you have one and basic sewing supplies.

Questions? Contact Dottie Cole at 503-646-8455 or 503-887-3733 (ok to text)

Come join the fun & fellowship as your calendar allows.

QUILTS: A SYMPHONY OF COLOR

*Mt. Hood Quilt Guild Presents
Our 2nd Biennial Show*

Friday, September 13, 2019
10:00am - 7:00pm

Saturday, September 14, 2019
10:00am - 4:00pm

Oregon National Guard Armory
544 NE Division St., Gresham, OR
ADMISSION \$5.00

Quilts - Boutique - Raffle Quilt
Little Quilt Silent Auction

For more information, contact Tomme Fent, Quilt Show Chair
(503) 674-4464 or tommequilts@gmail.com

By the Yard by Jen Lopez

HOW ARE YOU GOING TO WORK ON YOUR FLOWER GARDEN? IT'S BEEN RAINING ALL DAY.

I KNOW

© 2019 Jeh Lopez

Quilting-Related Services

In Stitches Quilting, LLC

Erin Davis
Quilting Services
quiltererin06@gmail.com 503 351-0981 860 SE 59th Ave. Hillsboro, OR 97123

Sue Capell
503-538-3600
Capellsue@gmail.com
Hand guided overall and custom quilting since 2004

Coline's Quilting Service
916-719-4923 or 503-902-0116

Coline Simmons
Handguided Longarm Quilter for 18 years

1160 Orchard Lane, Woodburn, Oregon 97071
user569278@aol.co

Victoria Jones
Quilting & Sewing Instructor

503-989-3330
vdjsews@comcast.net

TUALATIN VALLEY QUILT GUILD

2019-2020 Membership Registration Form



New Member
 Current Member
 Former Member

Name: _____ Birthday (Month/Day): _____

Email address (Necessary to receive newsletter, information, announcements and current happenings)

Address: _____

City: _____ State: _____ Zip: _____

Phone(s): _____ Mobile: _____

Emergency Contact Name: _____ Phone: _____

**All personal information is kept within the Guild. We do not sell address lists.*

Please indicate your areas of interest

- | | | |
|---|--|---|
| <input type="checkbox"/> Block of the Month | <input type="checkbox"/> Historian | <input type="checkbox"/> Quilt Shows |
| <input type="checkbox"/> Board Position | <input type="checkbox"/> Internet Research | <input type="checkbox"/> Quilts of Valor |
| <input type="checkbox"/> Charity Quilting | <input type="checkbox"/> Long Arm Quilter | <input type="checkbox"/> Retreat |
| <input type="checkbox"/> Committee Position | <input type="checkbox"/> Make Sales and Bazaar Items | <input type="checkbox"/> Sit and Sew |
| <input type="checkbox"/> Correspondence Secretary | <input type="checkbox"/> Marketing/Publicity | <input type="checkbox"/> Small Group Events |
| <input type="checkbox"/> Fundraising | <input type="checkbox"/> Membership | <input type="checkbox"/> Teacher/Instructor |
| <input type="checkbox"/> Facility Liaison | <input type="checkbox"/> Newsletter | <input type="checkbox"/> Website |
| <input type="checkbox"/> Greeter | <input type="checkbox"/> Programs | <input type="checkbox"/> Other _____ |

List any special interests, talents or skills that you have: _____

List any suggestions you have for making the Guild what you would like it to be: _____

Dues are \$35 annually. Membership year runs July 1st through June 30th.

If joining or renewing membership mid-year, dues are pro-rated as follows:

- \$35.00 membership fee when joining or renewing July 1st through December 31st
- \$17.50 membership fee when joining or renewing after January 1st
- Non-member guest fee: \$5.00 per meeting

Checks should be made out to: **Tualatin Valley Quilt Guild (TVQG)**

Completed forms and payment may be presented at General Meetings
or mailed to P.O. Box 154, Sherwood, OR 97140

This box is for TVQG Membership use

Date Paid: _____

Paid by: Check No. _____

Cash Other _____

Date Funds to Treasurer _____

Roster Updated _____

Distribution List Updated _____

Other/Notes _____

BOM Instructions

SUPPLIES AND CUTTING

LOW-volume
~~White~~ fabric

Cut 2 strips $12\frac{1}{2}'' \times 3\frac{1}{2}''$.

Cut 1 strip $12\frac{1}{2}'' \times 2\frac{1}{2}''$.


~~Pink~~ fabric scraps — Bright, scrappy

Cut 12 squares $2\frac{1}{2}'' \times 2\frac{1}{2}''$.

* From the book
Modern Blocks,
compiled by Susanne
Woods

HOW-TO

1. With right sides together, sew 6 ^{SCRAPPY} pink squares together in a row. Press the seams to one side. Repeat with the other 6 pink squares to make 2 rows of 6 squares each.
2. With right sides together, sew the ^{SCRAPPY} pink pieced rows to the top and bottom of the $12\frac{1}{2}'' \times 2\frac{1}{2}''$ white strip. Press the seams toward the darker fabrics.
3. Sew ^{Low Volume} $12\frac{1}{2}'' \times 3\frac{1}{2}''$ white strips to the top and bottom of the center unit. Press.
4. Trim the block to $12\frac{1}{2}'' \times 12\frac{1}{2}''$.





TVQG 2019 Quilt Challenge

Round Robin Guidelines

What is a round robin quilt?

It's a medallion quilt that is composed of a center block surrounded by a series of borders. How do you end up with a completed quilt top? Each quilter makes a center block. The center block can measure no more than 18". It can be square or rectangular.

The center block will be brought to our **July 18, 2019** meeting. It will then be collected by LoisMarie and be given a number. No names will appear on the box....it is a secret whose block each member is working on. If the quilter who made the center block wants certain fabric to be used it can be included in the box.

At each meeting over the next 5 months, the boxes will be given out to a member of the "Round Robin" exchange for a new border to be added. Each border must be between 4" to 6" wide. Each quilter will pick the design for the border they are working on. These borders can be pieced, appliquéd or embellished.

After the final border is added, the quilt top is returned to the center square maker to finish the quilt. The challenge is each quilter will be designing and putting a border on each quilt. The exciting part is the maker of the center block does not see her block until the final border has been added to it.

The center block quilter may include some fabric with the center block for members to use on the quilt top. As the quilt is passed on to next "Round Robin" quilter be sure to pass any of the fabrics that the medallion quilter included in her box.



TVQG 2019 Cooperative Charity Quilt Challenge

TVQG/CARES Northwest Quilt Challenge Details

TVQG's Charity Quilter's group would like to present to our guild members a cooperative quilt challenge program between *King City Senior Village* and TVQG to create a book-themed child quilt to benefit the *CARES Northwest organization*.

Challenge Details

- Quilter picks a book
 - Find a book that you would like to gift to a child.
 - The book may be new or used, as long as it is in good condition.
- Quilter makes a quilt that depicts some element from the book.
 - Your quilt may be as simple or as complex as you choose just as long as it represents even the simplest details from the book, such as a color.
 - Quilt should child-sized (infant through juvenile), with a minimum size of approximately 36" x 40" and a maximum size of 45" x 60".
- Participants will have from May 21, 2019, to the February 18, 2020, General Meetings to complete their project.
- At the February 18, 2020, meeting quilters will be given the opportunity to present their quilt along with the book that inspired it.
- Our Charity Quilter's Team will then take your completed quilt and book set to the King City Senior Village, located at here in King City where it will be included in their onsite Quilt Show.
 - Proposed date for King City Senior Village Quilt show has not been finalized but will be sometime in March or April of 2020.
 - We'll keep you updated with the show dates through our newsletter.
 - King City Senior Village will award 1st, 2nd, 3rd place ribbons to quilts presented in this category.
 - Donated quilts will then be forwarded to CARES Northwest

The CARES Northwest organization is one of the various charities TVQG quilters support. Carens Northwest helps children who are abused or neglected by providing them with a quilt. Their mission is to stop child abuse and neglect through multidisciplinary prevention, medical evaluation, and ongoing treatment in partnership with the community. To find additional information about CARES NW visit their website at <http://www.caresnw.org/>.
