



Tualatin Valley Quilt Guild

Inside this Issue:

- March Program.....1
- Sit and Sew Days.....1
- Challenge Quilt1
- TVQG Charity Efforts.....2
- Emergency Contact Information3
- 2019 UFO Challenge3
- Winter Bazaar3
- Membership3
- Quilts of Valor3
- Retreat Updates.....3
- Block of the Month4
- February Speaker Discount Code4
- Fat Quarter of the Month4
- Door Prizes.....4
- Birthday's.....4
- Of Interest to Quilters.....5
- Shows and Events5
- Quilting-Related Services.....10
- BOM Instructions.....11

The Tualatin Valley Quilt Guild (TVQG) meets at 7:00pm the third Tuesday of the month January thru November at the King City Clubhouse located at 15245 SW 116th Avenue, King City, OR 97224. Guests are welcome and are asked to pay \$5 at the door.

Reminder: Please bring the following to our next meeting.

- ☛ BOM and FQ
- ☛ Name Tag
- ☛ Show and Tell items
- ☛ Sealed Glass or Plastic Container for Demo Project



[Visit Us on Facebook](#)

March Program



Demo Night

This month our program theme is Demo Night. We'll feature several demonstration stations spaced throughout the meeting room.

Small groups of quilters will be invited to individual demonstrations including fabric treatment, quilting methods, and techniques. Each presentation will be about 15 to 20 minutes in length and will be presented by members of our own quilting community.

One of the demonstrations will be a Make-It and Take-It project and our presenter is asking that everyone to bring their own container. It should have a wide mouth and needs



to be big enough to hold a fat quarter of fabric very loosely smushed into the container. It can be glass or plastic. But it will have to have a lid so it can be sealed to keep liquid in. All other supplies needed for this demo will be provided.

TVQG's next Charity Quilt Sew Day will take place Monday, April 1st at the Sherwood Senior Center

Sit and Sew Days

Our February Sit and Sew Day was yet another great Sew Day. We had 18 quilters join us in the Banquet Room of King City



Civic Center Clubhouse. Our Soup and Salad Potluck was successful with a large variety of food. Everyone that attended will agree we had a fun day that included, friends, laughter, quilting, and great homemade food.

Your TVQG Board is working on getting plans together for our next Sit and Sew Day, hopefully in May. Stay tuned for details as they develop.

Challenge Quilt

Our current challenge quilt contest is coming to an end. At the upcoming



March 19th General meeting TVQG quilters will present the quilts, or quilt tops they created for this

challenge.

So if you've been procrastinating about entering this challenge, your days to get at least a 36" by 36" quilt top sewn together starting from 2 1/2 inch strips will soon be gone.

Quilters accepting this challenge will be given an opportunity to display their quilts or quilt tops at the March 19th General Meeting. A cash prize of \$50 goes to the 1st place winner, the 2nd place winner receives \$35, and the 3rd Place winner will get \$25.

TVQG Charity Efforts

Teddy Bear Project

Betty Murphy, Co-Chairperson for TVQG's Charity Quilter's Committee has undertaken a project to make and distribute soft cuddly teddy bears to children in care homes and shelters as well as to adults in memory care units throughout the greater Portland area. Her bears are designed by her and each one is individually handcrafted from soft flannel or cotton fabric. She is assisted in her efforts by friends, fellow quilters, and residents at her home, the King City Senior Village. She says that her helpmates include two blind ladies from the King City Senior Village that help her stuff the bears. Last year she made and handed out nearly a thousand teddy bears and her goal for 2019 is to exceed that figure.

In December along with friends and fellow quilters, she dropped off teddy bears to memory care units, where they were well received. In January she included a box of bears along with the carload of donated quilts and supplies that she and of her quilting friends were dropping off to the Good Neighbor Center in Tigard. A few days later we received this picture from the Good Neighbor Center showing one of their residents holding both her newborn baby and a teddy bear.

TVQG would like to extend a big thank you to Betty and her friends for their efforts.

Charity Quilters Sew Days

TVQG Charity Sew Days are open to everyone with no fee to participate. Charity Sew Days take place on the first Monday of every month at the Sherwood Senior Center. Just bring your own sewing machine and project to work on or select a project from their well-stocked Charity Quilting Closet.

Days for Girls

TVQG has adopted Days for Girls as an ongoing charity to support. The Days for Girls organization provides lasting hygiene solutions, health education, and income-generation opportunity to girls in Sub-Saharan Africa, India, and the rural areas of Brazil. For additional information about this charity or to participate in one of their sew days please contact the Days for Girls Portland Oregon Chapter at portlandor@daysforgirls.org or call 503-550-0516.

**A bed without a quilt is like
a night sky without stars.**



Good Neighbor Center

The Good Neighbor Center is in need of food, personal grooming supplies, and cleaning products. If you have any of these items on hand to donate, please bring them to the March 19th General Meeting. Our Charity Quilters team will deliver your donations to the Good Neighbor Center for you.

CARES Northwest

CARES NW is an organization that helps children who are abused or neglected by providing them with a quilt. Child Abuse Response and Evaluation Services (CARES) Northwest is a collaborative, community-based medical program. Their mission is to stop child abuse and neglect through multidisciplinary prevention, medical evaluation, and ongoing treatment in partnership with the community. If you are interested in additional information about this organization please visit their website at <http://www.caresnw.org/>. If you have a quilt you would like to donate to Cares NW please bring to a TVQG meeting and let one of our charity coordinators know you would like your quilt to go to them.

Emergency Contact Information


The King City Civic Association (KCCA) where we hold our monthly meetings, sew days, and board meetings is (as they have done in the past) requesting that all registered clubs such as ours, provide them with a current membership list. However, this year KCCA is also asking that by March 29th our list also includes the member's emergency contact information. ***Please be aware that both the KCCA and TVQG take your privacy seriously and will never share your information with anyone else.*** Sherry Little has volunteered to gather this additional information for us and provide it to KCCA so we can continue to have the use of their facilities at no cost to our guild. So we'd sure appreciate it if you could take a brief moment to send your Emergency Contact information to her as soon as possible. Sherry's email address is sherrylittle1946@comcast.net. Or if attending the March 19th General Meeting you can give your information to Annette Gratteri at the Meeting Check-in Desk.

2019 UFO Challenge

Here's an overview of the UFO Challenge. Quilters that choose to participate in this challenge included any UFO's that they had as of November 2018 on a UFO form and paid a \$5 fee to join the challenge. For every finished UFO (or picture) that they share during the Show and Tell segment at any General Meeting between now and October 2019, the quilter will receive a drawing ticket. The more UFO's she completes the more chances she'll have to win. At the conclusion of the challenge, three winning names will be drawn and prizes will be rewarded.



Winter Bazaar



Just a quick reminder - although November seems like a long way away, it's never too early to start making items for the Winter Bazaar. This is the only fundraising event TVQG participates in. Funds made from Winter Bazaar sales

allow us to give back to our community through charitable donations and benefits all our members by allowing us to continue to present high quality speakers or programs at our monthly meetings.

Membership



TVQG membership has grown to 68 members. Please make sure that you keep the Membership Committee updated with your Email address information. Most of our member communications are distributed by email. You may provide your email information at the Check-In Desk at any General Meeting, or by sending an email to Antoinette at gratteri2474@comcast.net. An updated Membership Roster is available in [Members Only](#) Area of TVQG's Website.

TVQG Website



TVQG maintains an active web presence. Our website, <https://tvqg.wordpress.com/> contains information for prospective and active members and includes General Meeting minutes, the membership roster, current and past Block-of-the-Month patterns, and a newsletter archive.

Quilts of Valor

TVQG maintains an active Quilts of Valor sewing group. Our group strives to complete two quilts a year. At the time of this printing information was unavailable about their next Sew Day, but QOV Sew Days usually take place on a Saturday, start at 10:30 am, and are held at Ace Sew and Vacuum in Newberg. If you are interested in joining please let LoisMarie Mayer know, her email is lov2kwilt@aol.com.



Retreat Updates

Oregon Gardens

The Oregon Garden's Retreat will take place March 15th through 17th. Your Oregon Gardens Retreat Coordinator is Sue Brim. Sue let us know we have a total of 26 quilters attending this retreat.

For additional information on this retreat, please reach out to Sue at sue@brim.org.

Tilikum Friendship

The Tilikum Retreat will take place April 25th through 28th. Your Tilikum Retreat Coordinators are Judi Derry, Sue Capell, and Cathy Harper. At this time there are a limited number of spaces available, but hurry spots to attend this retreat fills up fast.


If interested in attending, please contact any one of the committee members.

Block of the Month

March Block of the Month

TVQG members are invited to make the Candy Twist Block as the March 2019 Block-of-the-Month.

Instructions to make this block are available in the [member's only area](#) of



TVQG's webpage or at the end of this newsletter. It's suggested this block be made using white as the background fabric with any candy-colored fabric for the candy piece. We'll hold a drawing for the blocks at our March 19, 2019, General Meeting.

February Speaker Discount Code

Jen Carlton Bailly our February Speaker promised to get discount codes to TVQG member for the products she offered for sale at our February 19th meeting. Make sure to enter the codes individually.

TVQG25

FREESHIPPING

Website <https://www.bettycrockerass.com/shop>

Fat Quarter of the Month

March Fat Quarter Theme



At each general meeting our quilters bring in various themed fat quarters. For each Fat Quarter brought in the quilter receives a raffle ticket. For March the theme is **Anything Animal**. Any fat quarter that depicts an animal or an animal print would fit this theme perfectly.

Door Prizes

Each month two \$20 gift certificates are awarded to quilters attending the General Meeting. Everyone attending the meeting, guests included, will receive a ticket for the drawing. Members may earn a second ticket for the drawing, just by wearing their nametag.

Birthday's

TVQG would like to extend Happy Birthday wishes to the following ladies:



Diane Currier Mar-03
 Diane Campbell Mar-14
 Beverly Fugazzi Mar-17
 Catherine Harper Mar-19
 Erin Davis Mar-21
 Leslie Worthen Mar-25
 Estelle May Mar-31

Of Interest to Quilters

Technique

How to easily turn a tube of fabric

The folks at *So Sew Easy* blog put out a tutorial on how to easily turn a fabric tube right side out using simple household objects that she had on hand. This might be a handy hint for us quilters that like to make bags, apron ties, or other craft projects with our quilting fabrics. Here is a link to view her tutorial: [Turn a Fabric Tube](#)

Classes



503-649-6050

7550 E Main St Hillsboro, OR 97123

Aloha Sew and Vacuum has assembled a nice list of class offerings. Here is a link to their current class lineup.

<https://www.alohavacnsew.com/classes--events.htm>.

New Shop Opening

The Cotton Cure
Grand Opening March 7th
133 SE 3rd Avenue
Hillsboro, OR 97123



Shows and Events



Metropolitan Patchwork Society's 2019 Quilt Show

March 16th 11-4:30pm
At the **Beaverton Library**
12375 SW 5th St, Beaverton, OR 97005

~FREE ENTRY~



Come Celebrate National Quilting Day with us!

Enjoy the main gallery of hanging quilts & vote for your favorites!

Demonstrations throughout the day & educational displays.

From antique quilts to modern art pieces, there's something for everyone!



Airing of Quilts

Get ready for the 25th Annual Airing of the Quilts Show, presented by Friends of the Milwaukie Center, where you'll enjoy over 100 beautiful quilts and get inspiration from local vendors. Delicious soups, salads, and sandwiches will be available from Pete's Cafe. Special guest, Cathy Erickson, will be speaking at 11 a.m. on Saturday, March 23. Cathy is a collector of Baltimore Album quilts and will be speaking on "Baltimore Goes Modern." \$5 suggested donation.



MAR
22

25th Annual Airing of the Quilts

Public · Hosted by Milwaukie Center

Organized By
Umpqua Valley Quilters Guild

"Reflections of the Northwest"

April 26th-28th, 2019

Friday & Saturday 10:00 a.m. – 5:00 p.m.

Sunday 10:00 a.m. – 3:00 p.m.

Quilt Show Admission:

\$8.00/person/day (Bring a non-perishable food item for a 1\$ discount)

\$15/person/weekend

Douglas County Fair Grounds 1-5, Exit 123
Conference Hall & Douglas Hall

Featured Quilter: **Linda Schmidt**

Honored Quilter: **Pam Shoemaker**

Judged & Exhibited Quilts

Raffle Quilt

Quilter's Cafe

Vendors

Stitch and Sew Emporium

Door Prizes

Classes & Workshops



Quilts Out West

36th Annual Quilt Show of the Tri-City Quilters Guild [Three Rivers Convention Center](#) on Friday, March 29 and Saturday, March 30! Quilts on Display, Merchants Mall and Guest Artist [Colleen Blackwood](#) and Member Artist Cheryl Garrison. \$8.00 gets you in for both days.

Tri-City Quilters' Guild  36th Annual

QUILTS OUT WEST






★ QUILT SHOW & MERCHANT MALL ★

FRI 10-6 & SAT 10-5 ~ MARCH 29-30 2019

\$ 8.00 good both days


THREE RIVERS
CONVENTION CENTER
7016 W GRANDRIDGE
KENNEWICK, WA

GUEST ARTIST: COLLEEN BLACKWOOD
MEMBER: CHERYL WHISTLER GARRISON

Details at www.tcquilters.org

April 25-27, 2019

The Everett
Quilt Show Experience

*It's Raining
Quilts!*

Same Location
Edward D. Hansen Conference Center
2000 Hewitt Avenue
Everett, WA





The Everett Quilt Show Committee would like to invite the members of Tualatin Valley Quilt Guild to attend The Everett Quilt Show 2019 and to enjoy many activities starting with the festive atmosphere and preview of quilts on Thursday Night April 25, at the opening night Gala.

Highlights: Classes Friday 4-26 and Saturday 4-27, free shuttle from designated park lots to the show, Friday night Keynote Speaker, Stitches Marketplace

Gather a group and come by Bus, add in a tour of the tulips in Skagit Valley on Sunday. Make it a retreat weekend by booking with one of our partner hotels and use a conference room for sewing with friends. Our concierge, Vicki, can help you plan your visit. You can contact her at vicki@everettquiltshow.com or through our web site listed below.

The Everett Quilt Show is an open show to everyone with Judged and non-Judged categories. Call for Entries will open February 2019.

Additionally, check out the It's Raining Quilts Challenge 2019

Visit The Everett Quilt Show Web site for details and contact information. The Everett Quilt Show www.everettquiltshow.com.

The 7th Annual Portland Quilt, Craft & Sewing Festival will be held at the Portland Expo Center, Portland, OR April 11 - 13, 2019.

Expo Information:

WHAT: Portland Quilt, Craft & Sewing Festival

WHEN: April 11 - 13, 2019

WHERE: Portland Expo Center, 2060 North Marine Drive, Portland, OR 97217

HOURS: 10:00 am - 5:00 pm Thursday & Friday, 10:00 am - 4:00 pm Saturday

ADMISSION: \$10 for a 3-Day Pass - with coupon \$5.



Bring Your Friends & Family for A Great Time!

Quilt, Craft & Sewing Festival
Portland, OR - April 11 - 13, 2019

\$5 OFF ADMISSION

\$10 without coupon / 1 coupon per person
Photocopies okay / Ticket valid all 3 Days

**present printed coupon or postcard to cashier
to receive discount**

Portland, OR - April 11 - 13, 2019



2060 North Marine Drive
Portland, OR 97217

DIRECTIONS

ADMISSION:
\$10 for 3 Days

50% OFF with coupon (postcard)

HOURS: 10 AM - 5 PM Thursday & Friday | 10 AM - 4 PM Saturday



Come join us at our Festival in Portland - At the Quilt, Craft & Sewing Festival you will find a wide variety of Sewing, Quilting, Needle-Art and Craft supply exhibits from many quality companies.

SEWING | QUILTING | CRAFTS | NEEDLEARTS

MAKE 'N TAKES - FREE DEMOS | DAILY DOOR PRIZE DRAWINGS



Mid-Valley Quilt Guild 2019 Quilt Show
"Fabracadabra the Magic of Quilting"

Mid-Valley Quilt Guild (MVQG) presents its 16th quilt show on April 18, 19 & 20 where the Salem Armory will be transformed into a showcase for quilters. This is a new location that provides free parking and easy access. This event is sponsored by the Mid-Valley Quilt Guild and will highlight the work of local and regional quilters at our first open quilt show open to non-guild members!

Quilts and quilted items will be on display in a variety of categories including traditional, modern and art quilts. There will also be a Junior Category. Quilts may be entered for viewing only or to be judged. Quilts will be professionally judged and receive special ribbons for First, Second and Third place in each category. Quilt entries forms need to be postmarked by March 15th. Entry forms and are available at the below.

The public will vote for their favorite quilts focused on the quilt show theme, Fabracadabra The Magic of Quilting. These challenge quilts will be the focus of one of our Viewers' Choice award. Interested in entering this modern quilt challenge? More specific information about the Modern Mini Quilt Challenge and entry form is available below

Each day there will also be a special Quilt of Valor presentation. The organization's mission statement is "to cover all those service members and veterans wounded physically or psychologically with comforting and healing Quilts of Valor.

The MVQG show will include vendors from across the region offering fabrics, patterns, kits, and quilting resources. This is a great opportunity to see them and their goods in person. Also, be sure not to miss the MVQG Boutique. The Boutique will include a silent auction area and new this year, a Basket Walk. Each attendee will receive a raffle ticket for the Basket Walk. A variety of baskets will be available chuck full of fun sewing items and others featuring local food, floral and fun! Additional raffle tickets will also be on sale so that folks can increase their odds of winning one of these special collections of goodies.

The gorgeous 2019 Raffle Quilt is "Enchanted Bouquets" designed, pieced and quilted by MVQG members: Dianne Nordyke, Michele Byrum, Marg McCause, Margie Bergan, & Joyce Bolls, Cynthia Shaw and Jan Kucharick. The quilt is queen size. Raffle tickets are \$1.00 each or 6 for \$5.00.

Put this MVQG event, Fabracadabra The Magic of Quilting on your calendar. April 18-20, 2019. Please select this link for additional information: <http://www.midvalleyquiltguild.com/quilt-show.htm>.

Quilting-Related Services

In Stitches Quilting, LLC
Erin Davis
Quilting Services : 860 SE 59th Ave.
quiltererind6@gmail.com : Hillsboro, OR 97123
503 351-0981

Sue Capell
503-538-3600
Capellsue@gmail.com
Hand guided overall and
custom quilting since 2004



Coline's Quilting Service
916-719-4923 or 503-902-0116
Coline Simmons
Handguided Longarm Quilter for 18 years
1160 Orchard Lane, Woodburn, Oregon
97071
user569278@aol.co

Victoria Jones
Quilting & Sewing Instructor
503-989-3330
vdjsews@comcast.net

Candy Twist

From MSQC Block Magazine

Early Winter 2018 Volume 5 Issue 6

Cutting instructions:

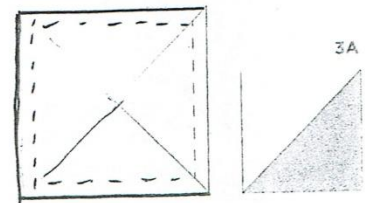


Back Ground Fabric (BG) – White

- 1 5 x 5
- 2 2½ X 2½
- 2 3 X 5
- 3 3 X 7½


Featured Fabric

- 2 5 X 5

Step 1: Draw a diagonal line on the 2 ½ inch squares.
Once you have done this step, please continue
the directions on the next page. Have fun!



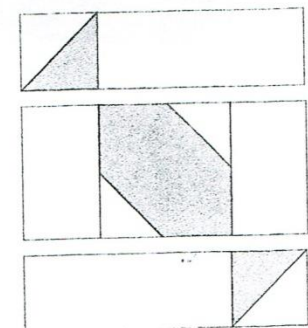
4A




4B




4C







1 Place a marked background square on the upper right corner of a 5" print square. Sew on the drawn line, then trim the excess fabric away 1/4" from sewn seam. Repeat and sew another marked background square to the lower left corner. Trim as before.




2 Layer a 5" background square with a print 5" square. Sew around the perimeter using a 1/4" seam allowance. Cut the sewn squares from corner to corner twice on the diagonal. Open and press. Square up each half-square triangle unit to 3".



3 Sew a 3" x 5" background rectangle to either side of a snowballed square.



4 Sew a matching half-square triangle unit to 1 end of a 3" x 7 1/2" background rectangle. Make 2.



5 Sew a rectangle unit to the top and bottom of the center unit as shown to complete the block. Make 42.