



Tualatin Valley Quilt Guild

Inside this Issue:

February Speaker	1
2019 UFO Challenge	1
Sit and Sew Day	1
Charity Quilters	2
Challenge Quilt	2
Winter Bazaar Update	2
Membership	2
Quilts for California Fire Victims.....	2
Hearts and Flowers.....	3
Quilts of Valor.....	3
Retreat Updates	3
Fat Quarter of the Month.....	3
Door Prizes	3
Birthday's	3
Of Interest to Quilters	4
Shows and Events.....	5
Workshop	8
Quilting-Related Services	9
Classified.....	9
BOM Instructions	11

February Speaker

Jen Carlton Bailly



About Our Speaker

In a previous life, Jen Carlton Bailly probably sold you a pair of jeans or khakis at The Gap. Today you'll find her covered in thread and searching down the latest inspiration for a quilt. A self-proclaimed master at curves, she finds pleasure in creating quilts with secondary patterns that make you stop and wonder.

Originally from Utah, Jen found her way to Portland, Oregon via Utah, Colorado, New Mexico, and Seattle. While Portland is amazing, she misses the dry desert and the Rocky Mountains.

Jen has a love for: cats, cats on quilts, cats wearing costumes, baking, sewing, gin rummy, fabric, Vespa's, and the Oxford Comma. Jen has no love for: Radio Head (she knows, she knows), socks, wool (she's allergic), Candyland, and being called Jenny.

2019 UFO Challenge

At our January General Meeting quilters were given an extra month to turn in their UFO Challenge Forms. So, if you decide to enter this challenge please make sure that you turn in your UFO Challenge form no later than the February 19th General Meeting. Here's an overview of this challenge. Include any UFO's that you had as of November 2018 on the UFO form and pay a \$5 fee to join the Challenge. For every finished UFO (or picture) that you share during Show and Tell at any General Meeting between now and October 2019, you'll receive a drawing ticket. The more you complete the more chances you have to win. At the conclusion of the challenge, three winning names will be drawn and prizes will be rewarded. Entry forms are available at the Meeting Check-In Desk and at the end of this newsletter.



Sit and Sew Day

TVQG Next Sew Day will take place on Saturday, February 23rd at 9:30am. For this Sit and Sew Day, we're planning a Soup and Salad Potluck. There will be a \$5 participation fee. Guests are welcomed.



Signup sheets to attend and for potluck items will be available at the Check-In Desk at our Feb 19th Meeting or send an email to Cindy at saucycin@easystreet.net to let her know you're attending and the food item (soup, chili, salad, morning snacks or dessert) that you'll be bringing.

The Tualatin Valley Quilt Guild (TVQG) meets at 7:00pm the third Tuesday of the month January thru November at the King City Clubhouse located at 15245 SW 116th Avenue, King City, OR 97224. Guests are welcome and are asked to pay \$5 at the door.

Reminder: Please bring the following to our next meeting.

- ☛ BOM and FQ
- ☛ Name Tag
- ☛ Show and Tell items
- ☛ Good Neighbor Donations



Visit Us on Facebook

TVQG's Next Charity Quilt Day will take place March 4th at the Sherwood Senior Center

Charity Quilters

Charity Quilters Sew Days

TVQG Charity Sew Days are open to everyone with no fee to participate. Charity Sew Days take place on the first Monday of every month at the Sherwood Senior Center. Just bring your own sewing machine and projects or select a project from their well-stocked Charity Quilting Closet.

Good Neighbor Center Update

In January Virgie, Betty and Carol dropped off a generous load of donations to the Good Neighbor Center. Included were eight quilts, cleaning and paper supplies, mattress covers, personal grooming products, and a great big box of Teddy Bears that Betty, along with her fellow charity-sewers, and ladies and gentlemen at the King City Senior Village jointly worked on to piece together.

The Good Neighbor Center sent out a message asking for your help with the following. *"Does anyone have any leftover Costco gift cards? One of our laptops, the one used for our clients, needs to be replaced and it is an unbudgeted expense. We have found a laptop at Costco that is reasonably priced with the capabilities we need. If you would like to help in any way please let us know! Many thanks."* Please reach out to them through their website: <https://goodneighborcenter.org/> if you can assist.

Challenge Quilt

Announced at the November 20th General Meeting here are the Rules for the 2019 Challenge Quilt:



- All pieces need to start from 2-½" strips, but strips may be sub-cut at the quilter's discretion.
- Colors, theme, pattern and block type are the quilters choice, as long as 2-½" strips are used to construct the quilt.
- Quilt must be a minimum size of 36" x 36".
- A fully-finished quilt with backing, quilting, and binding **does not** have to be presented. However, the quilt top must be completed in order to be considered for a prize.
- Challenge ends as of the March 2019 General Meeting.
- Challenge quilts will be presented and prizes will be awarded at the March 19th General Meeting.
- There is no cost to enter this challenge.
- If making a quilt that will be donated to charity, quilters are welcome to use supplies from the Charity Quilters Closet.
- Prizes - 1st Place \$50, 2nd Place \$35, 3rd Place \$25

Winter Bazaar Update

Our Treasurer, Michelle Faber says we made \$1,222 from our sales at the November 2018 Winter Bazaar. TVQG's board would like to extend a big thank you to everyone that assisted with this event. Great Results Ladies! Remember - the Winter Bazaar is TVQG's only yearly fundraising event and it's never is never too early to start thinking about creating items for the 2019 Winter Bazaar.

Membership



As of February 5th, TVQG's membership had grown to a total of 68 members. We would like to thank all of you for choosing to be a TVQG member.

If you are interested in joining TVQG or renewing your membership, application forms are available at the Welcome Table at General Meetings or at TVQG's website, <https://tvqg.wordpress.com/>.

Membership List

An updated Membership Roster is available in Members Only Area of TVQG's Website. Members may wish to take a moment to review their information and let us know if we need to revise anything.

TVQG Website



TVQG maintains an active web presence. Our website, <https://tvqg.wordpress.com/> contains information for prospective and active members and includes General Meeting minutes, the membership roster, current and past Block-of-the-Month patterns, and a newsletter archive.

Not Receiving TVQG Announcements?

Please make sure that you keep the Membership Committee updated with your Email address information. Most of our member communications, such as the Newsletter, announcements, event updates and guild information are distributed by email. You may provide your email information at the Check-In Desk at any General Meeting, or by sending an email to Antoinette at gratteri2474@comcast.net.

Quilts for California Fire Victims

Last Month Sue Capell and her group of Soup and Sew Quilters sent off a shipment to California Fire Victims. All of the quilts that they shipped were large bed-sized quilt, which as quilters we know are much more labor intensive. Many thanks to this group for donating their time to create these quilts.

Hearts and Flowers



TVQG was recently informed, our member, Barbara Kerr is dealing with a serious illness. Please send thoughts and prayers her way.

Quilts of Valor

TVQG maintains an active Quilts of Valor sewing group. Our group strives to complete two quilts a year. Their next sew day is Saturday, March 2nd starting at 10:30 am Ace Sew and Vacuum in Newberg. If you are interested in joining please let LoisMarie Mayer know, her email is lov2kwilt@aol.com.



Retreat Updates

Oregon Gardens

The Oregon Garden's Retreat will take place March 15th through 17th. Your Oregon Gardens Retreat Coordinator is Sue Brim. Sue let us know we have a total of 26 quilters attending this retreat. All payments should have been given to Sue Brim by the January General Meeting. For additional information, please reach out to Sue at sue@brim.org.

Tilikum Friendship

The Tilikum Retreat will take place April 25th through 28th. Your Tilikum Retreat Coordinators are Judi Derry, Sue Capell, and Cathy Harper. At this time there are a limited number of spaces available, but hurry spots to attend this retreat fills up fast.

If interested in attending, please contact any one of the committee members. For your convenience, a Tilikum Retreat form has been included at the end of this newsletter.

Birthday's

TVQG would like to extend Happy Birthday wishes to the following ladies:



Eleanore Mickus	Jan-04
Eleanor Heikkinen	Jan-06
Marita Trunk	Jan-14
Carolann Palmer	Jan-16
Carolyn Penner	Jan-22

Block of the Month

February Block of the Month

TVQG members are invited to make the Sarah's Choice Block as the February Block-of-the-Month. Instructions are available at the end of this newsletter and on our [webpage](#). It's suggested your block be made with coordinating



light and dark small print fabrics in your choice of color with white-on-white as the background fabric. We'll hold a drawing for the blocks at our February 19, 2019, General Meeting.

Fat Quarter of the Month

February Fat Quarter Theme

At each general meeting, our quilters bring in various themed fat quarters. For each Fat Quarter brought in the quilter receives a raffle ticket. For February the theme is **Sweet Treats**. Any fabric that depicts cookies, cupcakes, pinks, lime greens, etc. would fit this theme perfectly.

Door Prizes

Each month two \$20 gift certificates are awarded to quilters attending the General Meeting. Everyone attending the meeting, guest included, receive a ticket for the drawing. To earn a second ticket for the drawing, simply make sure you're wearing your nametag.

Quote - Arthur Ashe

- Start where you are.
- Use what you have.
- Do what you can.



Of Interest to Quilters



Aloha Sewing and Vacuum

Aloha Sewing and Vacuum has moved to their new location at 7550 E Main St Hillsboro, OR 97123.

You're Invited
To
CLUB

When: Saturday Feb. 9th at 9:30am
Cost: FREE to everyone
Where: 7550 E Main St Hillsboro, OR 97123

Please join us for a fun club featuring sewing and embroidery inspiration. Don't miss out on all of the fun. Bring a friend and your sew & show to receive a ticket for the drawings.

7550 E Main St Hillsboro, OR 97123 | 503.649.6050 | www.alohavacnsew.com



The Quilting Company has created a great article about resizing your quilt patterns. If you are interested in what they have to share, please select the following link:

[Quilting Company Resize Your Quilt Article](#)



Shows and Events

Mid-Valley Quilt Guild (MVQG) presents its 16th quilt show on April 18, 19 & 20 where the Salem Armory will be transformed into a showcase for quilters. This is a new location that provides free parking and easy access. This event is sponsored by the Mid-Valley Quilt Guild and will highlight the work of local and regional quilters at our first open quilt show open to non-guild members!

Quilts and quilted items will be on display in a variety of categories including traditional, modern and art quilts. There will also be a Junior Category. Quilts may be entered for viewing only or to be judged. Quilts will be professionally judged and receive special ribbons for First, Second and Third place in each category. Quilt entries forms need to be postmarked by March 15th. Entry forms and are available at the below.

The public will vote for their favorite quilts focused on the quilt show theme, Fabracadabra The Magic of Quilting. These challenge quilts will be the focus of one of our Viewers' Choice award. Interested in entering this modern quilt challenge? More specific information about the Modern Mini Quilt Challenge and entry form is available below

Each day there will also be a special Quilt of Valor presentation. The organization's mission statement is "to cover all those service members and veterans wounded physically or psychologically with comforting and healing Quilts of Valor.

The MVQG show will include vendors from across the region offering fabrics, patterns, kits, and quilting resources. This is a great opportunity to see them and their goods in person. Also, be sure not to miss the MVQG Boutique. The Boutique will include a silent auction area and new this year, a Basket Walk. Each attendee will receive a raffle ticket for the Basket Walk. A variety of baskets will be available chuck full of fun sewing items and others featuring local food, floral and fun! Additional raffle tickets will also be on sale so that folks can increase their odds of winning one of these special collections of goodies.

The gorgeous 2019 Raffle Quilt is "Enchanted Bouquets" designed, pieced and quilted by MVGQ members: Dianne Nordyke, Michele Byrum, Marg McCanse, Margie Bergan, & Joyce Bolls, Cynthia Shaw and Jan Kucharick. The quilt is queen size. Raffle tickets are \$1.00 each or 6 for \$5.00.

Put this MVQG event, Fabracadabra The Magic of Quilting on your calendar. April 18-20, 2019. Please select this link for additional information: <http://www.midvalleyquiltguild.com/quilt-show.htm>.



Mid-Valley Quilt Guild 2019 Quilt Show "Fabracadabra the Magic of Quilting"

April 25-27, 2019
The Everett
Quilt Show Experience

*It's Raining
Quilts!*

Same Location
Edward D. Hansen Conference Center
2000 Hewitt Avenue
Everett, WA





The Everett Quilt Show Committee would like to invite the members of Tualatin Valley Quilt Guild to attend The Everett Quilt Show 2019 and to enjoy many activities starting with the festive atmosphere and preview of quilts on Thursday Night April 25, at the opening night Gala.

Highlights: Classes Friday 4-26 and Saturday 4-27, free shuttle from designated park lots to the show, Friday night Keynote Speaker, Stitches Marketplace

Gather a group and come by Bus, add in a tour of the tulips in Skagit Valley on Sunday. Make it a retreat weekend by booking with one of our partner hotels and use a conference room for sewing with friends. Our concierge, Vicki, can help you plan your visit. You can contact her at vicki@everettquiltshow.com or through our web site listed below.

The Everett Quilt Show is an open show to everyone with Judged and non-Judged categories. Call for Entries will open February 2019.

Additionally, check out the It's Raining Quilts Challenge 2019

Visit The Everett Quilt Show Web site for details and contact information. The Everett Quilt Show www.everettquiltshow.com

Kitsap Quilters 33rd Annual Quilt Show
 "Stitches of Love"
 February 15 and 16, 2019 - Kitsap County Fairgrounds

Kitsap Quilters 2019 Raffle Quilt tickets are available!

Tickets are \$1 per ticket. The winner of our beautiful quilt does NOT have to be present to win. We will telephone the winner at 7:15 on Tuesday, February 26. Buy your tickets before they are sold out! [CLICK HERE](#) to see the entire quilt.





Guild Members:

The 7th Annual Portland Quilt, Craft & Sewing Festival will be held at the Portland Expo Center, Portland, OR April 11 - 13, 2019.

Please tell all your guild members and friends about this event.

Expo Information:

WHAT: Portland Quilt, Craft & Sewing Festival

WHEN: April 11 - 13, 2019

WHERE: Portland Expo Center, 2060 North Marine Drive, Portland, OR 97217

HOURS: 10:00 am - 5:00 pm Thursday & Friday, 10:00 am - 4:00 pm Saturday

ADMISSION: \$10 for a 3-Day Pass - with coupon \$5.

A \$5 OFF Admission Coupon is available to print out on our website www.quiltcraftsew.com or you can use this link for a printable file (PDF) to share.

<https://quiltcraftsew.com/Portland/admission-coupon.pdf>

FEATURES: \$500 Cash giveaway daily at 9:45 AM!

FREE Seminars | Hourly Prize Drawings | HUGE Vendor Mall | Make & Take It Projects | and much more!

Workshop

47th Annual QUILTING WORKSHOP

at Zion Mennonite Church

three miles east of Hubbard

Thursday February 21, 2019 10 am - 3 pm

Friday February 22, 2019 10 am - 3 pm

Saturday February 23, 2019 10 am - 3 pm

- quilt display and quilt making process demonstrated
- quilt square coloring table available for youth
- homemade soup available 11:00 am -1:00 pm
- free admittance - donations are accepted for the senior center in El Torno, Bolivia.
- facility is handicap accessible



International gifts from One Fair World will be on sale during the workshop. Items include baskets, wooden carvings, toys, jewelry and wall hangings.

For More Information Call...

503 651-2274

or

503 651-2816

zionmennoniteoregon.org

6124 S Whiskey Hill Rd, Hubbard, OR 97032



Quilting-Related Services



In Stitches Quilting, LLC
Erin Davis
Quilting Services
quiltererin06@gmail.com 860 SE 59th Ave.
503 351-0981 Hillsboro, OR 97123

Sue Capell
503-538-3600
Capellsue@gmail.com
Hand guided overall and
custom quilting since 2004



Coline's Quilting Service
916-719-4923 or 503-902-0116
Coline Simmons
Handguided Longarm Quilter for 18 years
1160 Orchard Lane, Woodburn, Oregon
97071
user569278@aol.co

Victoria Jones
Quilting & Sewing Instructor
503-989-3330
vdjsews@comcast.net

Classified

I would like to sell this STEAM PRESS SP-660. The cover of the lower pad is new. It has multiple fabric setting. Amazon has new ones for \$186.66 and stands are \$44.99. I'd like to sell both pieces for \$100. Purchaser must pick it up from my place. I like it. I just don't have room for it & keep tripping over it. Contact Sherry Little at sherrylittle1946@comcast.net.



Small Scraps

I think I see light at the bottom of a very large tote I have. I decided to go through some of my now, many, totes of fabric only to find that I have probably 3 packed grocery bags of scraps from sewing projects. I have painfully sorted almost all and I am down to a stuffed bag of scraps that are not good for anything except filling for a pet bed or some such. Do you know of anyone that will take that? I would make the bed in order not to fill up my trash can with them. If you don't know of anywhere, would you please put the word out to the Guild to see if anyone knows of a place?? I called Goodwill after seeing that they take it but they said no, just throw it all away. If interested, contact Eleanore Mickus at elandval@gmail.com.

TUALATIN VALLEY QUILT GUILD UFO CONTEST

NAME: _____

Turn this form into the UFO contest Chair. Make sure to keep a copy for yourself! The contest will run on the honor system. If you give your completed quilts away before the reveal meeting bring a photo of the complete project(s) to the reveal meeting.


	WHAT IS THE PROJECT	WHEN WAS IT STARTED?	WHEN WAS IT COMPLETED?
1			
2			
3			
4			
5			
10			
11			
12			
13			
14			
15			
16			
17			
18			
19			
20			
21			
22			
23			
24			
25			

And yes.....It's OK to add additional lines to this sheet.

BOM Instructions


SARAH'S CHOICE

This makes a 12" block!
FINISHED



Please abide
Terms and Co
of use!

** Preparing the Pieces and Sewing the Block




Cut the Color 1, 2 and 3 3-1/2" x 14" strips into 3-1/2" squares of each...



Next cut the Color 3 3-1/2" x 6-1/2" into four 3-1/2" x 6-1/2" rectan




Now, to make one side unit, place a square right sides together atop the 1 of a Color 3 rectangle, with outer edges aligned. On the back of the top square lightly mark the diagonal. Sew on the diagonal marking. Cut off the excess allowance. Press the remainder toward corner. Repeat this with a Color 2 square the other end of the rectangle. Make these...




USE 2 4" SQUARES OF EACH COLOR

Next speed piece the half squares, by sticking the Color 1 and Color 2 ~~square~~ right sides together all edges aligned. On the back of the top square, lightly mark the diagonals in the direction shown at left. Now sew 1/4" above and below the marked diagonals, pivoting at the square lines. Now separate on the marked diagonals, ~~square~~ line. This will give you four half squares. Press seam allowances towards the darker fabric. These should measure 3-1/2" if needed... SQUARE UP

Sarah's Choice - Page 2




Sew the four half squares together using the same standard 1/4" seam allowance, as shown at left. Press seams to the darker sides...



Now lay out all your units. Sew three horizontal rows, pressing the top and bottom rows to the outside and the middle row to the center. Sew the rows together to complete your Sarah's Choice block!

call Judy O. if you need help: 503 691-5976



Here's a simple wall hanging!




Happy Quilting Folks!

Marcia :o)

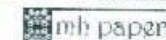
Page 1

Here's Karlene's! Maxine's!
Maxine's 2!

** Supplies List **

-  Color 1 needs: one 3-1/2" x 14" strip AND one ~~square~~ strip
-  Color 2 needs: one 3-1/2" x 14" strip AND one 3-7/8" x 7-3/4" strip
-  Color 3 needs: one 3-1/2" x 14" strip AND one 3-1/2" x 26" strip

To the Patterns or The Quilter's Cache



Tualatin Valley Quilt Guild Friendship Retreat 2019

Quilting is More Fun than Housework!

Thursday, April 25, 3:00 p.m. to Sunday, April 28, 1:00 p.m.

Tilikum Retreat Center

Registration Form

_____ **\$265.00** for Thursday to Sunday (3 nights, 8 meals: Thursday dinner thru Sunday Brunch)

_____ **\$210.00** for Friday to Sunday (2 nights, 5 meals: Friday dinner thru Sunday Brunch)

_____ **\$35.00** extra for single room (A limited number of single rooms are available.)

A non-refundable deposit of **\$50.00** is required to reserve your spot at the time of registration. Please complete this page and return it with your **check made payable to TVQG**.

Mail to: **Cathy Harper, 4197 SE Hemlock Street, Hillsboro, OR 97123.**

Balance is due by Saturday, March 30th, 2019.

Name: _____

Address: _____

Phone: _____ email: _____

Emergency contact name: _____ Phone: _____

Special diets are available for an additional \$1.00 per meal. Please fill out a Medical Diet Request Form.

Are you willing to bring any of the following for group use?

Iron _____ Extension cord _____ Design wall _____

Can you help with: _____ Setup (arrive at 2:00 p.m. Thursday) _____ Takedown/cleanup, Sunday

Can you navigate stairs: _____ Yes? _____ No?

Requested roommate(s): _____

What are your sleeping habits (up early or late, snore prefer quiet – to help match up roommate):

Would you be interested in a 15-minute chair massage (separate payment)? _____

Would you like to do a presentation & what would it be? _____
