



Tualatin Valley Quilt Guild

NEWSLETTER

November 2018

Inside this Issue:

November Speaker	1
October Speaker	1
Holiday Wishes	1
Reminder	1
2019 UFO Challenge	1
Charity Quilters	1
Membership.....	2
Retreat Information	2
Challenge Quilt.....	2
Quilts of Valor	2
Treasury Update	2
TVQG Website.....	2
November Birthdays	3
Block of the Month	3
Greeters	3
Fat Quarter of the Month	3
Door Prizes.....	3
Of Interest to Quilters.....	4
How to Care for Cutting Mats.....	4
Quilting-Related Services.....	6
Classified.....	6
BOM Instructions	7
TVQG UFO Contest Form	8

November Speaker

Terry Grant

Our speaker this month is Terry Grant. Terry lives in Washington County, Oregon, with her husband Ray, and says she is so



lucky that her daughter, son-in-law and two wonderful grandchildren live close by. Her fabric art has appeared in several books and magazines and has been exhibited all over the United States and in several other countries. She tell us that she started writing her blog in 2005 and it has been a joyful experience, bringing her friendships, opportunities and a sense of satisfaction that she never imagined. To take a look at Terry's blog or to find out more about her quilting here's a link to her blog site: <http://andsewitgoes.blogspot.com/>.

October Speaker

In October we had the pleasure of having Kristen LaFlamme as our guest speaker. Kristen, whose work has been exhibited in multiple galleries, presented a slide show and displayed many of the pieces she created during in her Army Wife series.



Holiday Wishes

TVQG would like to extend warm Holiday wishes to each and every one of the quilters in our guild.

Have a joyous Holiday Season.

Reminder

TVQG will not hold a General Meeting in December.

2019 UFO Challenge



The 2018 UFO Challenge concluded

on October 16th. At our November 20th General Meeting, the three winning names will be chosen. Cash prizes in the amounts of \$25, \$20 and \$15 will be awarded.

We'll be doing this exact same challenge again for the 2019 year. Same rules - same \$5 fee - and of course, another chance for you to finish up a few more of your outstanding projects. If you would like to join this challenge, you'll find a copy of the UFO Contest form at the end of this newsletter.

Charity Quilters

The TVQG Charity Quilters next sew day will be Monday, December 3rd at the Sherwood Senior Center, 21907 SW Sherwood Blvd. starting at 10:00 am.

Charity Sew Days are open to everyone with no fee to participate, just bring your own sewing machine and projects.

The Tualatin Valley Quilt Guild (TVQG) meets the third Tuesday of the month January thru November at 7:00pm the King City Clubhouse located at 15245 SW 116th Avenue, King City, OR 97224. Guests are welcome and are asked to pay \$5 at the door.

Reminder: Please bring the following to our next meeting.

- BOM and FQ
- Name Tag
- Show and Tell items
- GNC Donations



[Visit Us on Facebook](#)

Membership



As of November 8th, TVQG's membership has grown to a total of 62 members. We would like to thank all of you for choosing to be a TVQG member.

If you are interested in joining TVQG or renewing your membership, application forms are available at the Welcome Table at General Meetings or at TVQG's website, <https://tvqg.wordpress.com/>.

Membership List

On November 8th an updated Membership List was added to the Members Only Area of TVQG's Website. Please take a moment to review your information by visiting the [TVQG Members Only Section](#). Let us know if we need to revise any of your information.

Retreat Information

The Oregon Garden's Retreat will take place March 15th through 17th. Your Oregon Gardens Retreat Coordinator is Sue Brim. Forms to attend the Oregon Gardens Retreat have been distributed to past attendees and are available at the General Meeting Welcome Table. There is a \$50 deposit to hold your spot.

The Tilikum Retreat will take place April 25th through 28th. Your Tilikum Retreat Coordinators are Judi Derry, Sue Capell, and Cathy Harper. Details about this retreat will be available as of November 20th General Meeting.

Sit and Sew Days

For 2019, four Sit and Sew Days at the KCCA Clubhouse are being organized. We're scheduling the next one for February 2019. Date to be determined based on KCCA availability. We are planning to have this Sit and Sew include a Soup and Salad Potluck. There will

be a \$5 participation fee. Guests are welcomed. Antoinette has volunteered to generate sign up list for this event and potluck which she'll have available at the Welcome Table.

TVQG Website



TVQG maintains an active website presence. Our website, <https://tvqg.wordpress.com/> contains information for prospective and active members and includes General Meeting minutes, the latest membership roster, current and past Block-of-the-Month patterns, and a newsletter archive.

Challenge Quilt

- Starts November 20th
- All pieces need to start from 2 ½" strips, but strips may be sub-cut at the quilter's discretion.
- Colors, theme, pattern and block type are at the quilter's discretion, as long as 2 ½" strips are used to construct the quilt.
- Quilt must be a minimum size of 36" x 36".
- A fully-finished quilt with backing, quilting, and binding **does not** have to be presented. However, the quilt top must be completed in order to be considered for a prize.
- Challenge ends as of the March 2019 General Meeting.
- Challenge quilts will be presented and prizes will be awarded at the March 19th General Meeting.
- There is no cost to enter this challenge.
- If making a quilt that will be donated to charity, quilters are welcome to use supplies from the Charity Quilters Closet.
- Prizes - 1st Place \$50, 2nd Place \$35, 3rd Place \$25.



Quilts of Valor

TVQG maintains an active Quilts of Valor sewing group. Our group strives to complete two quilts a year. The next QOV sewing group session has tentatively been set for a Saturday in January. Additional information will be distributed as it becomes available.



If you are interested in joining this group, please let LoisMarie Mayer know, her email is lov2kwilt@aol.com.

Treasury Update

Treasurer, Michelle Faber presented the current budget to the TVQG Board on November 7th and all budgeted items were reviewed. A motion to accept the Budget was presented, seconded and approved by the TVQG Board Members.



Quilting with a friend will
keep you in stitches.

November Birthdays




Bonnie Schweizer	Nov-01
Bonnie Hastrich	Nov-14
Judi Derry	Nov-23
Carol Springer	Nov-23
Bonnie Holt	Nov-24



Block of the Month

November Block of the Month



TVQG members are invited to make the Sisters Choice Block as the November Block-of-the-Month. Instructions are available at the end of this newsletter and on our [webpage](#). It's suggested your block be made with floral prints of orange, russet, gold or brown

with beige or cream print as the background fabric. The finished size for this block is a square 12-½" by 12-½". We'll hold a drawing for the blocks at our November 20, 2019 meeting.

Greeters

Each month we have a Greeter to assist welcoming attendees to our monthly meetings. For November our Greeter is Judi Derry.

A 2019 Greeter Sign-Up Sheet will be available at the Welcome Table of our November 20th General Meeting. Volunteering to be a Greeter is a great opportunity to help guests or newer members find a seat, answer questions and assist the ladies at the Welcome Table.

Fat Quarter of the Month

November Fat Quarter Theme



At each general meeting, our quilters bring in various themed fat quarters. For each Fat Quarter brought in the quilter receives a raffle ticket. For November the theme is "Anything Snow". Any fabric that has snow, snowflakes, snowmen would fit this theme perfectly.

Door Prizes

Each month two \$20 gift certificates will be awarded to quilters attending the General Meeting. Everyone attending the meeting, guest included, will receive a ticket for the drawing. To earn a second ticket for the drawing, simply make sure you're wearing your nametag.

Of Interest to Quilters



Quilting Hub is a worldwide resource for locating quilt shops, quilting events, retreats, and quilt shows. Visit them at <https://www.quiltinghub.com/>

Accuquilt

TVQG received the following communication from AccuQuilt:

From: **Stephanie Interwine** <stephanie@accuquilt.com>
Subject: Receive Free Shipping Off Your Next AccuQuilt Order

Hello,

My name is Stephanie and I am the Outreach Coordinator for AccuQuilt.com, an Omaha, NE-based quilting company that has become a household name among quilters and guilds across the United States thanks to our Go! Fabric Cutter and other popular quilting tools.

Our team at AccuQuilt has recently activated a new promo code on our website that we know your guild will love! Include the code "GUILDD DEAL18" at checkout to enjoy free shipping on any order of \$35 or more.

If you're new to the AccuQuilt brand, we have a variety of resources that can help you get started. On our website you can learn more about our state-of-the-art products, master critical techniques of the trade and even watch free tutorial videos. You can also download free quilt patterns 365 days a year complete with color illustrations and step-by-step cutting and sewing instructions.

I have attached a few links that we know your guild will find helpful. Stay up to date on the latest trends and techniques in the quilting industry. Feel free to include these free resources on your guild's website for easy access to the information.

Free AccuQuilt Patterns: <https://www.accuquilt.com/patterns/free-quilt-patterns.html>

Free Quilting Technique Videos: <https://www.accuquilt.com/learn-share.html>

AccuQuilt Fabric Cutters 101: <https://www.accuquilt.com/fabric-cutting-machines.html>

Enjoy your new AccuQuilt products and don't forget to share your latest project on our Sew & Tell page. [Create a free account](#) and share your masterpiece! Happy Quilting!

Stephanie Hughes

Outreach Coordinator for AccuQuilt
8843 S 137th Cir, Omaha, NE 68138

How to Care for Cutting Mats

As a quilter, it is important to take proper care of our cutting mats to make sure they stay in their best condition. Quilter Kelly Hanson shares some tips on how to care for your cutting mats and shows the supplies needed to clean and maintain them. Watch this quick quilting tip to keep your cutting mat in tip-top shape. To view this video, please visit [Cutting Mat Care](#).

Sewn & Loved
EMPOWERING CREATIVITY

Continues November 8th

YEAR END
INVENTORY
CLEARANCE

**30%
OFF**

EVERYTHING



*Crispin
the
Cricket*

Excludes classes and special orders.

After all discounts.

In-Store or Online

Online Coupon Code: YEAREND

'Twas the night before Christmas, I'm glued to the tree.

I'm wondering what Santa brought just for me!

Could it be fat quarters or a pattern or lace?

Or a quilt kit, I said, with a smile on my face.

And that's when I heard him,

"Hi Santa," I said.

"You know...good little girls should be in their beds".

"I know I should Santa, and now I've got caught. But I was just so excited to see what you had brought!"

"Well, let's take a look in this room where you work."

He shook his head quickly, and left with a jerk!

I heard him exclaim as he put his sled in gear,

"You've got enough crap, I'll see you next year!"

Author Unknown


Quilting-Related Services

In Stitches Quilting, LLC
 Erin Davis
 Quilting Services
 quiltererin06@gmail.com 860 SE 59th Ave.
 503 351-0981 Hillsboro, OR 97123

Sue Capell
 503-538-3600
 Capellsue@gmail.com
 Hand guided overall and
 custom quilting since 2004

My Turn Long Arm Quilting
 Barbara Patton
 503.896.1143
 MyTurnQuilting@yahoo.com

Wilsonville, Oregon
DW Quilting Studio
 Custom Embroidery & Quilting Services
 Donna & Paul Wheeler
 Owners
 email: dpwheeler@frontier.com 503 869-2934
 503 682-1372



Coline's Quilting Service
 916-719-4923 or 503-902-0116
 Coline Simmons
 Handguided Longarm Quilter for 18 years
 1160 Orchard Lane, Woodburn, Oregon
 97071
 user569278@aol.co

Victoria Jones
 Quilting & Sewing Instructor
 503-989-3330
 vdjsews@comcast.net

Classified

I have four wooden stands which you place wooden 1 x 1's with C-clamps. I think that is what they are called. It is free if you can use them. I live in King City. Also, I have a very old quilt if someone might be able to tell me if it has any value. Contact Dee Burkey at (503) 970-0243

*Quilting with a friend will keep you
 in stitches.*

BOM Instructions

Sisters Choice Block 12 1/2' unfinished


Background - use beige/cream print

cut: 1 2 1/2" x 12 1/2" Rectangle
2 2 1/2" x 5 1/2" "
4 3" squares
4 3 1/2" " / for HST, trim to 3"


Flower Print - use orange, russet, gold or Brown

cut: 4 3" squares (can use a contrasting color)
4 3 1/2" " for half sq. triangles

make 4



Contrasting color
if you'd prefer



TUALATIN VALLEY QUILT GUILD UFO CONTEST

NAME: _____

Turn this form into the UFO contest Chair. Make sure to keep a copy for yourself! The contest will run on the honor system. If you give your completed quilts away before the reveal meeting bring a photo of the complete project(s) to the reveal meeting.

	WHAT IS THE PROJECT	WHEN WAS IT STARTED?	WHEN WAS IT COMPLETED?
1			
2			
3			
4			
5			
10			
11			
12			
13			
14			
15			
16			
17			
18			
19			
20			
21			
22			
23			
24			
25			
